

**Apeos C4030 / C3530**

A4 Colour Multifunction Printer



# New Times, New Apeos

The new "Apeos" offers advanced features with high security level and easy operability to help business diversify with times.

"Apeos" devices are able to connect smoothly with a variety of solutions and services to realise an all new agile remote workstyle of working anytime, anywhere.



Apeos C3530




Apeos C4030  
with Optional Tray Module×3 & Caster



Catering to your everyday business needs



Quick and simple operability



Streamline operations for remote work style



Initiatives for environmental consideration



Safeguard important information



Reliable support system

## A4 Colour Multifunction device, catering to your everyday business needs

### Apeos C4030 / C3530 A4

	Copy/Print	Scan	Fax	Printing Resolution	Control Panel	
	Colour/Monochrome	Colour/Monochrome			Tilted Colour Touchscreen	•Wireless LAN supported
C4030	40 ppm <sup>*1</sup>	105 ppm <sup>*2</sup>	Super G3 FAX	1,200 × 2,400 dpi <sup>*3</sup>	7 inches	•Mobile supported
C3530	35 ppm <sup>*1</sup>	96 ppm <sup>*2</sup>			5 inches	•Cloud interactive
						•Security

\*1: On A4/B5 size paper. Print speed may drop due to image quality adjustment.

\*2: When the DADF is used. (1 pass, 2 sided scanning. Our Standard Paper (A4), 200 dpi, to Folder.) Scanning speed varies by the document.

\*3: Print Function.

# Catering to your everyday business needs

## Speedily usable & wide variety of supporting papers

### High-speed printing of 40 ppm<sup>\*1</sup> for colour and monochrome

- FCOT: Prints out in about 7.5 seconds. on B/W, 8.0 seconds. on colour
- Useful for administrative / counter services when high-volume colour printing is performed
- Fast Boot Mode prepares the operation panel in 7 seconds<sup>\*2</sup>
- The control panel becomes operatable from Low Power Mode in approximately 1 second<sup>\*3</sup>

\*1: For Apeos C4030. 35 ppm for Apeos C3530. For A4/B5 size paper. Speed may drop due to image quality adjustment.

\*2: Depending on the status of the main unit and configuration of options, it may not operate or take more than 7 seconds.

\*3: Please specify the time to Sleep Mode longer than the time to Low Power Mode.

### Trays/feeders holding a maximum of 2,860 sheets\*

- Despite being compact size, the Apeos C4030 series comes standard with trays that can hold as many as 850 sheets\* (Bypass Tray and Standard Tray can hold 180 sheets\* and 670 sheets\* respectively).
- Up to three optional Tray Module can be installed to have one Bypass Tray and four trays in total.

\* For C<sup>2</sup> paper.



\* Optional.

## From printing on envelopes and thick paper to producing promotional materials

- Automatic adjustment of pressure to print envelopes.
- A smooth paper feed path so that thick paper can run stably
- Supports long paper up to 215.9 x 520 mm\*


\* Long papers are fed from Bypass Tray.



## Directly printing from or scanning to USB flash drive\*

- It is possible to print documents stored on a USB flash drive or save scanned data to the USB flash drive without using a computer.

\* Optional



Offices

## Efficiently combining A4 and A3 devices


The Apeos C4030 multifunction device series have the same UI and features as A3 devices. This leads to the optimum use of both A3 and A4 devices in one office and makes it easier to build the environment for Server-less On-Demand Print, minimising the trouble that comes with device management.



Stores

## Strengthening the integration of the headquarters and branch stores

It is possible to automate a series of jobs to scan and send documents to the headquarters by registering settings so that you can send documents with one touch of an icon. This enables you to send reports easily even if you don't have a computer at hand.



Counter services

## Reducing wasted time during customer service

Being compact, the Apeos C4030 series fits into a counter service area. You can copy or scan documents without leaving the counter and making your customer wait.

## Quick scanning of high-volume originals

### Single-pass colour duplex scanning of 105 ppm<sup>\*1</sup>.

- Equipped with Duplex Automatic Document Feeder (DADF)
- You can scan both sides of the original at once. Since the original is not inverted, it protects the original document
- You can load originals up to 100 sheets<sup>\*2</sup>

\*1: For Apeos C4030. 96 ppm for Apeos C3530. When the DADF is used. (1 pass, 2 sided scanning. Our Standard Paper (A4), 200 dpi, to Folder.) Scanning speed varies by the document.

\*2: For Apeos C4030. 50 sheets for Apeos C3530.

## User-friendly 7-inch\* colour touch panel

- Customisable screen icon layout
- Makes your routine workflow simple and smooth
- Provides the same operability as A3 multifunction devices

\* For Apeos C4030. 5-inch for Apeos C3530.



## Small but excellent

- Super EA-Eco toner, toner that has the industry's smallest particle size, reproduces small characters and thin lines sharply and creates a smooth gradient.
- Image Enhancement processing reproduces diagonal lines and the outlines of characters, which can become jagged when printed, more smoothly.
- IReCT\*, digital image adjustment technology, minimises colour misregistration.

\* Image Registration Control Technology

## Copy an ID card on one side of a sheet

- With the ID Card Copy feature, both sides of an ID card, such as a driver's license card or health insurance card, can be printed aligned with each other on one side of a sheet.

## Space-saving IC card reader\*

- Designed to save space, the Apeos C4030 series can house a built-in IC card reader.

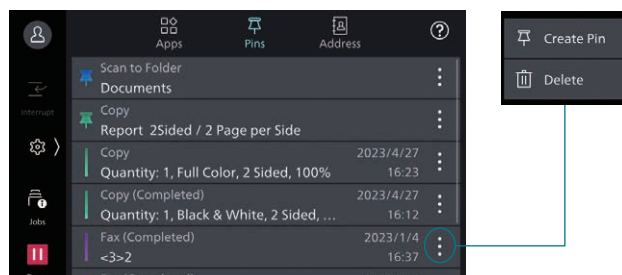
\* Optional.

# Quick and simple operability

## Simple layout with easy navigation

Black and gray tone UI gives better contrast for easy recognition.

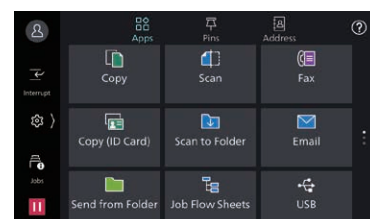
- Icons are evenly spread for easy recognition
- Consistent operation steps of each function for easy recall
- Home screen personalisation for ease of access to commonly used functions
- Pin regular settings for registering frequent or repeated jobs
- Clear visible light notifications for completed or error jobs
- Subtle sound notification for alert and attention



## Smartphone becomes a “portable operation panel”

Seamless connectivity with mobile devices for Copy, Fax, Print, Scan<sup>\*1</sup> jobs using the Print Utility<sup>\*2</sup> application.

- Mobile device can be used as an alternative UI for operations control to minimise common touch points
- Frequent settings can be saved as “Favourites”
- Directly send fax or email with the addresses stored in the smartphone
- Minimise printer touch points for hygiene reasons
- Quickly establish direct Wi-Fi connection by scanning the QR code on the user panel



Note: Connect to machine via wireless environment or Wi-Fi Direct connection.

\*1: Scan to Mobile, E-mail, Scan to Folder.

\*2: It can be downloaded free of charge from Google Play™ or App Store.

## Flexibility in office layout

Supports wireless LAN environment<sup>\*1</sup>.

- Supports free addressing in the office with Wi-Fi support
- Up to five Wi-Fi Direct multifunction devices can be connected at the same time
- Supports direct mobile printing<sup>\*2</sup>
- Print Utility, AirPrint, and Mopria® Print Service are supported

\*1: Optional.

\*2: When connecting to Wi-Fi Direct.

## Print out from any multifunction device within the office

With Server-less On-Demand Print<sup>\*</sup>, you have the flexibility to print and collect the print outs from any of the connected multifunction devices.

- Improves productivity by printing from another available multifunction device when the current device is in use
- Up to 100 units can be linked
- Specific job settings can be revised at the device level to save time (1 sided to 2 sided, all monochrome)

\* Optional.

## Simple device management with Server-less Authentication

Server-less Authentication<sup>\*</sup> enables user information to be synchronised among multifunction devices in the same group and allows administrators to reduce their workloads.

- Simply tap your card to link the user ID with the multifunction device
- The ID information is automatically shared with the other multifunction devices in the same network
- Authentication can be performed with any devices in the office

\* Optional.

## Various features saving time and effort in scanning operation

Scanned data can be transferred through a variety of methods including Email, URL, and send to PC (SMB/FTP/SFTP).

- Data can be sent by using multiple features simultaneously
- Improve your digitalisation process with features including automatic orientation of scanned page to upright position, correcting the skewed page, or removing blank pages
- In addition to TIFF and JPEG, the scanned data can be converted to OCR-enabled<sup>\*1</sup> or high compression/ specific colour PDF or DocuWorks documents. Also they can be converted to editable Excel/Word documents<sup>\*1</sup>
- With ScanAuto<sup>\*2</sup>, you can easily send the scanned data to your e-mail address by simply pressing a button

\*1: Optional.

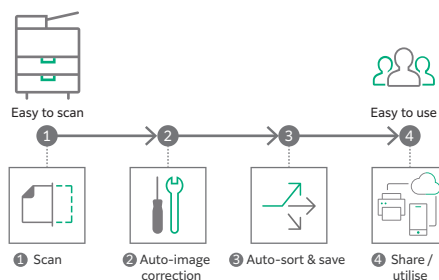
\*2: Apeos C4030.

## Digitisation of paper documents for effortless document management

With Scan Delivery<sup>\*</sup>, you can automatically process and store scanned images by simply pressing the preset button for each workflow or document type.

- Automate to set file format, file name, OCR<sup>\*</sup>, etc.
- Automatically stores scanned and processed documents in the appropriate destination
- Specify particular words or characters in a document as the folder or file name
- 0 and other frequently mis-recognised characters can be read correctly

\* Optional.



**QR codes and bar codes application**

Where QR code or bar code is available on the headsheet or content body of the original document for scanning, Scan Delivery will recognise and process the information accordingly.

# Streamline operations for remote work style

## Do not miss any faxes when you are working remotely

Paperless fax function automatically stores received faxes into folders which can be transferred to a PC or sent as emails.

- Received faxes can be forwarded to your mobile device by email
- Received faxes can be transferred to Working Folder<sup>\*1</sup>
- It can be sorted by fax number, date received, and person in charge<sup>\*2</sup>
- Incoming fax processing can be switched by time, day of the week and period<sup>\*2</sup>
- For example, you can switch from paper-based output to an electronic transfer in a single operation<sup>\*2</sup>

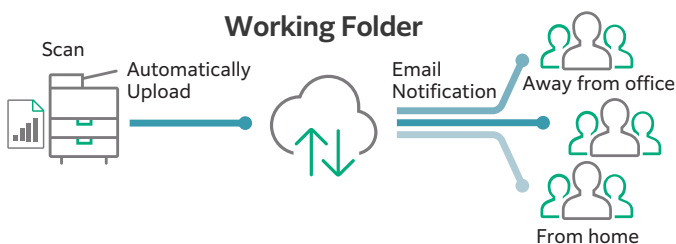
\*1: Cloud services provided by FUJIFILM Business Innovation. A separate contract is required.

\*2: Optional.

## Share information anytime, anywhere

With Working Folder\* and internet access, documents can be viewed regardless of time and location.

- Can be linked smoothly with multifunction devices, DocuWorks, and mobile devices
- Documents in Working Folder can be printed from the control panel
- Scanned documents will be assigned a file name and stored in Working Folder. An email notification will be sent to relevant users



\* Cloud services provided by FUJIFILM Business Innovation. A separate contract is required.

## Supporting Universal Print by Microsoft

By registering multifunction devices to Universal Print by Microsoft in advance, users<sup>\*1</sup> authenticated with Microsoft Entra ID<sup>\*2</sup> can print from anywhere through cloud.

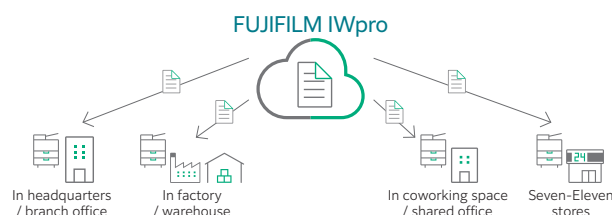
\*1: Organizations with Microsoft Windows Enterprise or Microsoft 365 subscriptions.

\*2: Formerly Azure Active Directory.

## Easy and secure output even when you are working remote

FUJIFILM IWpro\* is an all-in-one secure platform solution for business digitisation, provide workspace for collaboration, workflow optimisation, efficient document management of metadata and documents, and versatile cloud-based printing capabilities.

- FUJIFILM IWpro\* is accessible via a web browser from any location that has internet service, such as from branch office or on the go
- High-quality and secure print environment is available regardless of your location, either in or out of your office
- Users can select and print the document that store in the cloud with the multifunction device outside of office
- Users can also print documents from the multi-copy machine at Seven-Eleven stores in Japan

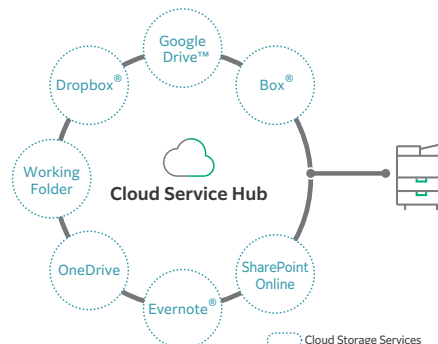


\* Cloud services provided by FUJIFILM Business Innovation. A separate contract is required.

## Centralised cloud integration

Cloud Service Hub\* allows single sign-on to multiple cloud storage services.

- Specific storage location can be assigned for scanned documents directly from the multifunction device
- Searching documents from multiple cloud services is supported
- Full-text search on scanned documents can be performed with OCR



\* Cloud services provided by FUJIFILM Business Innovation. A separate contract is required.

### Initiatives for environmental consideration



We are working to develop environmentally conscious products, including technologies that reduce the power consumption of multifunction devices and printers to achieve lower environmental impact.

Fujifilm Group introduced the certification program in which we clarify the environmental value of each product by assessments at the time of product development, conduct the evaluation based on our in-house certification criteria and certify the products\* that are excellent in reducing environmental impact as "Green Value Products". This product was certificated as a "Silver" rank product that reduces environmental impact at a higher level than industries' standard.

\* Products and services excellent in reducing environmental impact are those designed in consideration of environmental impact throughout their life cycle from acquisition of raw materials, production, usage, disposition, to reuse.

### Initiatives for energy conservation

- Achieve both high image quality and energy conservation by equipping the LED printhead that enables space and energy saving design, as well as Super EA-Eco toner that has low-temperature fusing performance
- Reduce the power consumption with the smart power saving feature that solely powers on the required parts according to the functions being used by customers

### Initiatives for resources conservation

- Functions contributing to paper consumption reduction
  - Private Charge Print, Scan, Paperless Fax, Pages per Side/Multiple-Up etc.
- Adopt design for making products easy to reuse/recycle after use

# Safeguard important information

Information is an important asset which should be protected at all cost

## Protect from unauthorised user

Multiple options of setting user authorisation allow administrator to select a right combination as per given environment.

- Local Authentication
- Authentication by Remote Server\*
- IC Card Authentication\*
- User-specific feature access
- Private Charge Print

\* Optional.

## Protect from unauthorised access

Protects device settings at multiple levels by clearly demarking change restrictions for different target audience - End users, IT administrators and Service Engineers.

- Service representative operation restriction
- Account lock to prevent unauthorised access
- Information for changing the default password
- Warnings displayed when using global IP address

Prevents unauthorised program from installing without notice. Robust IT audits are supported with device data logs for easy tracking.

- Software signature verification
- Remote update restrictions
- IP address filtering
- Tampering detection at startup and automatic restoration when tampering is detected
- Prevention of tampering during operation
- Audit log
- Audit log system transfer

## Protects Data

Protects against any malicious intent of hacking, tampering with device / system settings.

- Encryption of stored data
- Uses TPM\* 2.0 chip for encryption key management
- Deletes settings and document information all at once

\* Trusted Platform Module

Protects the information by means of strong encryption while transferring it between devices, servers etc.

- Encryption of communication paths by SSL/TLS or IPsec
- Encryption when transferring via SMBv3 and SFTP
- Scan file encryption / signature
- Email encryption and signature by S/MIME
- TLS version limit
- Elliptic curve cryptography
- WPA3

## Prevents operation errors

Prevents information leakage due to inadvertent mistakes by administrators and users.

- Scan documents to be delivered to fixed destination
- Re-enter fax recipient
- Annotations
- Hidden text printing\*

\* Optional.

## Security certifications

- Certified with ISO/IEC 15408, which is the international standard for designing and operating IT security

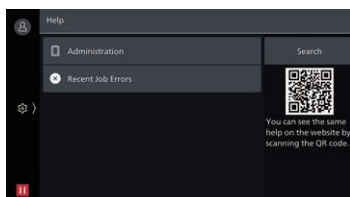
## Reliable support system

### Easy solutions to resolve problems

From supplies replacement to unexpected device failures, most problems can be resolved without waiting for the service representatives or sales representatives.

#### 1. Resolve problem using the "Help" function on the device

- Self Help information is available on the control panel
- Self Help information can be accessed via the mobile device by scanning the QR code displayed on the control panel



#### 2. "Remote Assistance" with the help of operators

- Connects directly to the Support Centre
- An operator will remotely access the multifunction device to resolve the problem by guiding through the steps on the shared control panel

## Keeping a close eye on your multifunction device on a daily basis

Monitoring the multifunction device status to minimise operation down time.

- Check billing meter
- Automatically delivers consumables when cartridges level is low
- Detect machine errors for early invention to rectify the problem

Note: You need to apply for using the EP service. (Free of charge)

## Making a backup of multifunction device's settings

Device Setup Editor is a free tool which helps you both, in editing device setting and creating a much-needed information backup for business continuity reasons.

- A back up the device / printer settings can be created onto the PC
- Administrator can optimize device usage by viewing / editing these settings, best suited for their environment.
- When installing a new device, these settings can be migrated (or cloned) from the existing device to the new device

# Apeos C4030 / C3530 Functions & Specifications

## Basic Specifications / Copy Function

Item	C4030	C3530
Type	Desktop	
Memory Capacity	4 GB (Max: 4 GB)	
Storage Device Capacity <sup>*1</sup>	128 GB (Max: 128 GB)	
Colour Capability	Full Colour	
Scan Resolution	600 x 600 dpi	
Printing Resolution	1,200 x 2,400 dpi	
Warm-up Time <sup>*2</sup>	33 seconds or less (23 degrees Celsius room temperature)	
Recovery Time (Recovery Time from Sleep Mode)	20 seconds or less (23 degrees Celsius room temperature)	
Original Size	Maximum of A4, Letter, Legal <sup>*3</sup> for both Sheet and Book	
Paper Size	Max	A4, Letter, Legal
	Min	A6 <sup>*4</sup> [64 x 127 mm when using Bypass Tray]
	Image loss width	Lead edge 4.0 mm, Trail edge 4.0 mm, Right/Left edge 4.0 mm
Paper Weight <sup>*5</sup>	Paper Tray	60 to 220 gsm
	Bypass Tray	60 to 220 gsm
First Copy Output Time	B/W: 7.5 sec. (A4 / Monochrome priority mode) Colour: 8.0 sec. (A4 / Colour priority mode)	
Continuous Copy Speed <sup>*6</sup>	B/W: 40 ppm Colour: 40 ppm	B/W: 35 ppm Colour: 35 ppm
	Standard	Standard Tray: 670 sheets Bypass Tray: 180 sheets
Paper Tray Capacity <sup>*7</sup>	Optional	Tray Module: 670 sheets
	Max	2,860 sheets [Standard +Tray Module x 3]
Output Tray Capacity <sup>*7</sup>	250 sheets	
Power Supply	AC100 V +/- 10%, 15 A, 50/60 Hz common	
Maximum Power Consumption	1,290 W	
	Sleep Mode: 0.4 W	
	Low Power Mode: 11 W Ready Mode: 79 W	
Dimensions	W 470 x D 500 <sup>*8</sup> x H 582 mm	W 420 x D 500 <sup>*8</sup> x H 565 mm
Weight <sup>*9</sup>	35 kg	34 kg

\*1: The Storage Device Capacity is not totally available for customers.

\*2: It may change depending on usage conditions.

\*3: For Apeos C3530, the Legal size reading is from the Duplex Automatic Document Feeder.

\*4: When using A6 size paper with the Standard Tray, the optional A5 LEF / A6 Tray Guide is required.

\*5: It is recommended to use our recommended paper. Correct print output may not be possible depending on the requirement.

\*6: The speed may be reduced due to the image quality adjustment.

\*7: C<sup>2</sup> paper.

\*8: The motor part of Duplex Automatic Document Feeder rear is included.

\*9: Including Toner Cartridge.

## Print Function

Item	Description	
Type	Built-in type	
Paper Size	Max	A4, Letter, Legal [215.9 x 520 mm when using Bypass Tray]
	Min	A6 <sup>*1</sup> [64 x 127 mm when using Bypass Tray]
	Image loss width	Lead edge 4.0 mm, Trail edge 4.0 mm, Right/Left edge 4.0 mm
Continuous Print Speed <sup>*2</sup>	Same as the Basic Specifications / Copy Function	
Printing Resolution	Standard	[ART EX Driver] Standard: 1,200 x 2,400 dpi, High Quality: 1,200 x 2,400 dpi, High Resolution: 1,200 x 1,200 dpi
	Optional	[Adobe® PostScript® 3™ Driver] High Speed (Standard): 600 x 600 dpi, High Quality: 1,200 x 2,400 dpi, High Resolution: 1,200 x 1,200 dpi
Page Description Language	Standard	ART EX
	Optional	Adobe® PostScript® 3™
Supported Operating System <sup>*3</sup>	Standard	[ART EX Driver] Windows 11 (64 bit), Windows 10 (32 bit / 64 bit), Windows Server 2022 (64 bit), Windows Server 2019 (64 bit), Windows Server 2016 (64 bit) [Mac OS X Driver] macOS 14 / 13 / 12 / 11 / 10.15 / 10.14
	Optional	[Adobe® PostScript® 3™ Driver] Windows 11 (64 bit), Windows 10 (32 bit / 64 bit), Windows Server 2022 (64 bit), Windows Server 2019 (64 bit), Windows Server 2016 (64 bit) macOS 14 / 13 / 12 / 11 / 10.15 / 10.14
	Interface	Standard Ethernet 1000BASE-T / 100BASE-TX / 10BASE-T, USB3.0 Optional Wireless LAN (IEEE 802.11a / b / g / n / ac)

\*1: When using A6 size paper with the Standard Tray, the optional A5 LEF / A6 Tray Guide is required.

\*2: The speed may be reduced due to the image quality adjustment. The printing speed may be reduced depending on the document.

\*3: Please refer to our official website for the latest supported OS.

## Scan Function

Item	Description	
Type	Colour Scanner	
Scan Resolution	600 x 600 dpi, 400 x 400 dpi, 300 x 300 dpi, 200 x 200 dpi	
Scan Speed	Same as the Scan Speed for the Duplex Automatic Document Feeder	
Interface	Standard	Ethernet 1000BASE-T / 100BASE-TX / 10BASE-T
	Optional	Wireless LAN (IEEE 802.11a / b / g / n / ac)

## Fax Function

Item	Description
Original Size	Max: A4, Legal <sup>*1</sup>
Recording Paper Size	Max: A4, Legal; Min: A5
Transmission Time	2 seconds and more but fewer than 3 seconds <sup>*2</sup>
Transmission Mode	ITU-T G3
Applicable Lines	Telephone subscriber line, PBX, Fax Communication (PSTN), Maximum 1 port <sup>*3</sup> (G3-1 port)

\*1: For Apeos C3530, the Legal size reading is from the Duplex Automatic Document Feeder.

\*2: When A4 size document with approximately 700 characters is transmitted in standard image-quality (8 x 3.85 lines/mm) and in high-speed mode (28.8 kbps or faster, JBIG). Only indicates the time for transmitting the image information and does not include the communication control time. The total communication time will vary depending on the contents of the document, the type of machine receiving the fax, and line condition.

\*3: No. of FAX lines is up to 1 port. Port refers to number of channels for FAX.

## Duplex Automatic Document Feeder

Item	C4030	C3530	
Original Size / Paper Weight	Max: A4, Letter, Legal; Min: A5 <sup>*1</sup> 60 to 128 gsm (In Duplex: 60 to 128 gsm)		
Capacity <sup>*2</sup>	100 sheets	50 sheets	
	Copy (A4, Simplex)	B/W : 40 ppm Colour : 40 ppm	B/W : 35 ppm Colour : 35 ppm
Scan Speed <sup>*3</sup>	Scan	B/W: 53 ppm, Colour: 53 ppm (1 pass, 2 sided scanning; B/W and Colour: 105 ppm) [Standard Document (A4), 200 dpi, to Folder]	B/W: 48 ppm, Colour: 48 ppm (1 pass, 2 sided scanning; B/W and Colour: 96 ppm) [Standard Document (A4), 200 dpi, to Folder]

\*1: The minimum custom size is 139.7 x 139.7 mm.

\*2: C<sup>2</sup> paper.

\*3: The scanning speed varies depending on the documents.

## Tray Module (Optional)

Item	Description
Paper Size	Max: A4, Letter, Legal Min: A5 Custom Size: 76.2 x 190.5 mm to 215.9 x 355.6 mm
Paper Weight	60 to 220 gsm
Feeding Capacity <sup>*1</sup> / Number of Tray <sup>*2</sup>	670 sheets x 1-tray
Dimensions	W 420 x D 465 x H 123 <sup>*3</sup> mm
Weight	6.6 kg

\*1: C<sup>2</sup> paper.

\*2: Up to 3 trays can be added.

\*3: When excluding installing connections.

## Caster (Optional)

Item	Description
Dimensions <sup>*1</sup>	W 545 x D 619 x H 90 <sup>*2</sup> mm
Weight	10.7 kg

\*1: Including the foot part.

\*2: When excluding installing connections.

## Cabinet (Optional)

Item	Description
Dimensions <sup>*1</sup>	W545 x D619 x H 336 <sup>*2</sup> mm (Inside Dimension: W 360 x D 415 x H 200 mm)
Weight	21.9 kg

\*1: Including the foot part.

\*2: When excluding installing connections.

### Notes

- If the storage media of the base unit fail, loss of received data, accumulated data, registered setting data, etc. may occur. In no event shall the company be liable for any damages whatsoever arising from loss of data.
- Functional spare parts will be available for at least 7 years after the product is no longer manufactured.

# Enhanced basic functions

## Copy

- Output Color
- Paper Supply
- Reduce/Enlarge
- Slight Reduction
- Auto 2 Sided Output
- Pages per Side (2 Pages / 4 Pages / 8 Pages)
- Copy Output (uncollated/collated)
- Single Color / Dual Color Copy
- Copy (ID Card)
- Mixed Size Originals\*<sup>1</sup>
- Original Size
- Image Enhancement
- Book Copying
- Edge Erase
- Image Shift
- Mirror Image / Negative Image
- Image Rotation
- Booklet Creation
- Multiple-Up x Booklet Creation
- 2 Sided Book Copying
- Covers
- Repeat Image
- Preset Repeat Image
- Annotations
- Watermark (optional)
- Joint Job
- Sample Job
- Delete Outside / Delete Inside

## Print

- ART EX
- Adobe® PostScript® 3™ (optional)
- Multi-Model Print Driver 2
- Microsoft Universal Print
- Secure Print
- Sample Set
- Delayed Print
- Print from Folder
- Form Registration
- Multiple-Up
- Booklet Creation
- Multiple-Up x Booklet Creation
- Poster
- Covers / Separators
- Long Paper Printing
- Envelope printing
- Private Charge Print
- Charge Print
- Print from USB (optional)
- Server-less On-Demand Print (optional)

## Fax

- G3 × 1 port
- Internet Fax
- Send Direct Fax
- Address Book (maximum 5,000 entries)
- Broadcast Transmission / Group Transmission
- Redial / Resend Unsent Documents
- Rotate 90 Degrees\*<sup>1</sup>
- Preview
- 2 Sided Scanning
- Resolution
- Lighten / Darken
- Original Type
- Mixed Size Originals\*<sup>1</sup>
- Transmission Header
- Priority Send / Delay Start
- Cover Page
- Remote Folder
- Transmission Report
- Activity Report
- Re-enter Recipient
- Prevents Unsolicited Faxes
- Prohibit Direct Fax
- Receive Paperless Fax
- Simple Image Log Support
- Paperless Fax Delivery (optional)

## Scan

- Scan to Folder (TWAIN driver/Web browser)
- Transfer via SMB/FTP/SFTP
- Email
- Scan (URL)
- Scan to USB (optional)
- Simultaneous transmission such as Email / Transfer via SMB, etc.
- ScanAuto\*<sup>1</sup>
- Preview
- Color Scanning
- 2 Sided Scanning
- Mixed Size Originals\*<sup>1</sup>
- File Format: TIFF / JPEG / PDF\*<sup>2</sup> / XDW(DocuWorks)\*<sup>3</sup>
- Microsoft Excel / Word format (optional)
- Single File for Each Page
- Searchable Text (optional)
- Background Suppression
- Shadow Suppression
- Auto Upright Orientation
- Skew Correction
- Skip Blank Pages
- Book Scanning
- Job Flow Sheets
- Scan Delivery (optional)

## Others

- Local Authentication
- Remote Authentication (optional)
- Microsoft Entra ID\*<sup>4</sup> linked authentication (optional)
- IC Card Log In (optional)
- Serverless Authentication (optional)
- Wi-Fi Support (optional)
- Data Encryption
- Data Overwrite (optional)
- Image Log (optional)
- Message screen from an administrator
- Job History Export

\*1: Apeos C4030

\*2: High Compression/Specific Color/ Searchable Text / Security / Signature / Optimise For Quick Web View

\*3: High Compression/Specific Color/ Searchable Text / Security / Signature

\*4: Formerly Azure Active Directory

[fujifilm.com/fb](http://fujifilm.com/fb)

# FUJIFILM


**FUJIFILM Business Innovation Corp.**

9-7-3, Akasaka Minato-ku, Tokyo 107-0052  
Tel. 03-6271-5111

The product specifications, appearance and other details in this brochure are subject to change without notice for improvements.

**Reproduction Prohibitions** Please note that reproduction of the following is prohibited by law : •Domestic and foreign currencies, government-issued securities, and national bonds and local bond certificates. •Unused postage stamps, post cards, etc. •Certificate stamps stipulated by law. •Reproducing works forming the subject matter of copyright (literary works, musical works, paintings, engravings, maps, cinematographic works, drawings, photographic works, etc.) is not permitted unless the reproduction is for the purpose of personal use, family use or other similar uses within a limited circle.

**Trademarks** •FUJIFILM and FUJIFILM logo are registered trademarks or trademarks of FUJIFILM Corporation. •Apeos, DocuWorks, Working Folder, and Cloud Service Hub are registered trademarks or trademarks of FUJIFILM Business Innovation Corp. •Microsoft, Active Directory, Azure, Microsoft Entra, Microsoft Edge, Excel, OneDrive, PowerPoint, SharePoint, Microsoft Teams, Windows, and Windows Server are registered trademarks of Microsoft Corporation in the U.S. and other countries. •Apple, Mac, macOS, OS X, AirPrint, and AirPrint logo are trademarks of Apple Inc. registered in the U.S. and other countries and regions. •Adobe, Adobe logo, PostScript, and PostScript logo are either registered trademarks or trademarks of Adobe in the United States and/or other countries. •Mopria, the Mopria Logo, and the Mopria Alliance word mark and logo are registered and/or unregistered trademarks and service marks of Mopria Alliance, Inc. in the United States and other countries. •QR Code is a registered trademark of DENSO WAVE INCORPORATED. •All product names and company names mentioned in this brochure are trademarks or registered trademarks of their respective companies.

**For Your Safety**  
 Before using the product, read the Instruction Manual carefully for proper use. Use the product with the power source and voltage specified. Be sure to establish ground connection. Otherwise, electronic shock may result in the case of a failure or short circuit.

The information is as of April, 2024. DGE 1458E 2301-1