



A3 Colour Multifunction Printer
Apeos C3567 / C3067 / C2567



Note: Optional 3 Tray Module is installed with the model in the photo.



Embark on your digital transformation journey

Designed to accelerate your digital transformation (DX) journey, new Apeos series with its smart and seamless integration features present itself as a trusted digital partner.



Offering Scalability

Maximise your investments by utilising pre-installed solutions that optimise workflow efficiency for both internal and external stakeholders.



Designing Simplicity

Designed for all, our devices deliver ease of use, accessibility and personalisation features for a true intuitive experience.



Creating Environmental Sensitivity

Driving organisation awareness towards creating a low impact environment with advanced features such as low melting point (low energy) toner technology, smart power-saving feature or staple-free finishing.

Elevated workflow solutions to accelerate your digital journey

Offering Scalability

Designing Simplicity

Creating Environmental Sensitivity



Apeos C3567 / C3067 / C2567

Apeos C3567

Colour/Monochrome

35 ppm*

Apeos C3067

Colour/Monochrome

30 ppm*

Apeos C2567

Colour/Monochrome

25 ppm*

* A4 LEF

Driving business efficiency and scalability as a DX expert



Digitalise easily for maximum business growth

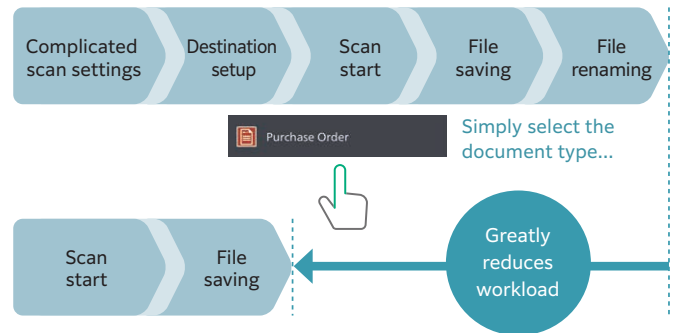
Streamline scanning workflow for effortless document management

Scan Delivery Light (Standard) reduces your scanning workload by simplifying complicated and repetitive scanning workflow.

Standard rules and templates can be created easily, allowing you to complete multiple actions (scan settings, storage destination designation and file renaming) with a single touch.

Scanned information can also be managed and utilised centrally, improving productivity and resource optimisation.

Scan Delivery Light



Leave the tedious task of fax sorting to the multifunction printer

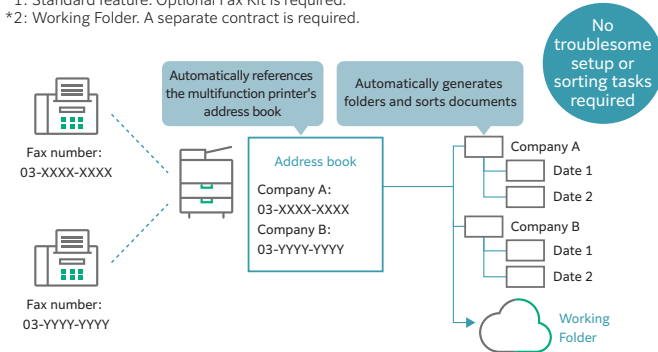
Don't miss important faxes, whether you are in the office or on the move

By using Paperless Fax Delivery*¹, faxed documents can be automatically sorted and forwarded without printing.

Manual sorting and organising of received documents are eliminated as they are automatically sorted into folders based on information such as fax number, received date and pre-registered names in multifunction printer's address book.

You can schedule and switch between paper-based output, forwarding faxes via email or to the cloud*², ensuring faxed documents are not missed even when you are away from office.

*1: Standard feature. Optional Fax Kit is required.
*2: Working Folder. A separate contract is required.

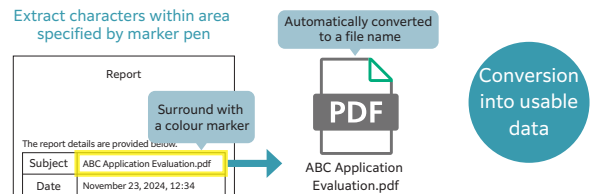


Increase efficiency further by upgrading to Scan Delivery *

More advanced features such as sorting by QR codes on documents and automatically converting text within designated areas marked by a marker pen into file names are available by upgrading to Scan Delivery*.

* Optional

Scan Delivery



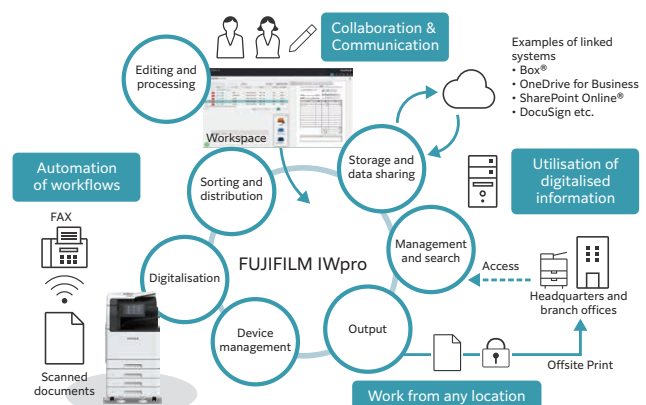
Work from anywhere with FUJIFILM IWpro*

Upgrade your business efficiency to the next level

By linking Apeos C3567 / C3067 / C2567 with FUJIFILM IWpro*, you can automate standardised workflow such as document scanning, sorting, processing, data sharing, management, and output on the cloud. Third-party services can also be seamlessly integrated with FUJIFILM IWpro.

Moreover, by using Workspace on the cloud allows for team collaboration from remote locations. Registered documents can be securely output at remote offices, enabling work from anywhere for greater flexibility.

* A cloud service provided by Fujifilm Business Innovation. A separate contract is required for this service.



Designing simplicity for everyday business needs

New large-sized 10.1-inch control panel delivers intuitive user experience and personalisation

The control panel serves as the gateway, connecting you to various smart applications on the multifunction printer at the touch of your finger. The large capacitive touch panel provides excellent visibility and operability, responding to every touch and swipe for effortless navigation.

Login name display

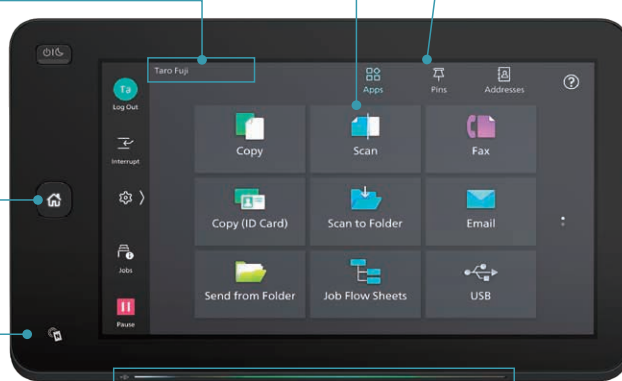
Home button lights up with LED

NFC touch area

Easily connect with mobile devices. Using Print Utility*¹, you can perform basic multifunction printer operations*² from your smartphone.



Connect instantly from the app buttons

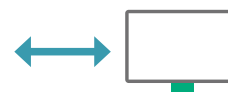


Quickly access frequently used settings

On the Pins screen, you can restart jobs from the job history. Frequently used settings can be "pinned" to save time.

User-friendly home screen

Frequently used app buttons can be arranged and customised based on individual user's preference.



Remote Operation Panel

Device administrators can set up and manage the multifunction printer remotely.

Note: Within the same intranet. While the Remote Operation Panel is active, the multifunction printer's control panel cannot be operated. Additionally, the Remote Operation Panel cannot be launched while the user is operating the multifunction printer.

Pleasant, gentle lighting notifies you of operation completion or errors

Note: The displayed screen differs from the factory default. Additionally, the LED lighting status varies depending on the situation. The LED lighting status in the image is for illustrative purposes only.

*1: Connect to the machine via wireless environment or Wi-Fi Direct® connection. It can be downloaded free of charge from Google Play™ or App Store.

*2: Copy, fax, print, scan.

Note: AirPrint, Mopria® Print Service, and Mopria Scan are supported for printing or scanning by using a mobile device.

Accelerating digitalisation with high-performance scanner

1 pass, 2-sided scanning of up to 160 ppm*¹

The high performance 1-pass, 2-sided scanning Automatic Document Feeder holds up to 130 sheets*² and scans 2-sided document in one go, allowing you to digitise large documents swiftly and effortlessly.

*1: Our Standard Document (A4 LEF), 200 dpi, to Folder.

*2: 70 gsm paper

Efficiently scan non-standard size documents such as receipts

Automatically scans to the nearest standard size, eliminating the need to manually enter sizes for non-standard or small-sized* documents. Thick cheques and thin paper receipts* can also be easily digitised and managed on a PC.

* Non-standard sizes up to 49 × 85 mm. For sizes 49 × 85 mm to 55 × 91 mm, paper weights between 38 and 209 gsm are supported.



Safeguarding your DX journey with market-leading security

As network connected information devices, the multifunction printer is equipped with state-of-the-art security features to protect your valuable information assets from cyber-attacks and rapidly evolving security threats.

Protect from unauthorised user

- Unauthorised operations and access are prevented by user authentication and usage restrictions.
- Expansion with Secondary Ethernet* allows a single multifunction printer to be used on a separated network, etc.

* Optional

Protects Data

- Encryption of communication paths with TLS and IPsec
- Protection of scanned files and e-mails through encryption/electronic signatures
- Data writing to SSD is encrypted with robust AES-256 encryption, etc.

Protect from unauthorised access

- Account lock function
- Restriction of accessible IP addresses
- Prevention of software tampering during multifunction printer startup and operation
- Automatic repair function upon detection of tampering at startup, etc.

Prevent information leaks due to operational errors

- Fixing the delivery destination of scanned documents
- Double input of fax destinations, etc.

Supporting business now and into the future

Make an impression with every print

Newly developed toner produces exceptional colours in every tone and shade, while high resolution of 1,200 x 2,400 dpi delivers precise lines and text, giving every print a professional look.



Produce promotional materials in-house and on-demand

Supports wide range of paper size and weight*¹, giving you the flexibility to personalise and print on envelope, direct mail, posters, promotional banners, or even long POP displays*².

*1: Paper weight from 52 to 300 gsm

*2: Long sheets up to 297 x 1,200 mm



Small footprint fits in every office space

The compact design with width of 577 mm and depth of 671 mm* fits everywhere, including tight spaces, maximising office space utilisation.

* For 1 Tray standard configuration.

The multifunction printers of the future

FUJIFILM Business Innovation aims to address environmental issues through climate change mitigation and resource circulation efforts in our business activities. Our products are developed with various innovations and technologies that balances environmental impact reduction and usability.

New toner and a fusing unit with low fusing temperature and high image quality

Adopted a new toner and a fusing unit that enable reducing power consumption during toner fixing, the most power-consuming process in multifunction printers.

By using functional resin, our newly developed toner has achieved industry-leading low fixing temperature*¹ that is 15 degrees lower than the toner used in previous models*².

In addition, the adoption of a new fixing unit achieved both low fixing temperature and exceptional image quality.

*1: The toner fusing temperature for A3 laser multifunction printers based on internal study conducted in July 2024.

*2: Toner used in the Apeos C3060 / C2560 / C2060.

Designed for now and for the future

In the effort to promote recycling of resources, recycled plastic materials are used* for parts such as the front cover and trays. We have overcome challenges to devise ways to suppress uneven colour of the appearance of recycled plastic, which is said to be difficult to mold. And by improving the strength and rigidity of the parts, we ensure the quality of the product.

Furthermore, our products have been redesigned to allow easy disassembly and cleaning, making them easy to reuse and recycle in the future.

* In the case of 4 Tray configuration with Duplex Automatic Document Feeder. 15 % of the total plastic weight of the device is recycled material.

Technologies for energy conservation

- Less energy and compact with high resolution printing on LED printhead.
- Saves energy with quick startup and smart power saving feature that solely powers on the required parts according to the functions being used by users.

Contributing to smaller CO₂ emission with lightweight body

By optimising resin and sheet metal with thinning technology and revising the frame structure, we have achieved a reduction in body weight by 27 %* while maintaining the strength and contributing to CO₂ emissions reduction in logistics.

* For Model-CPS with 4 Tray configuration. Compared to the previous model Apeos C3070 Model-CPS with 4 Tray configuration, excluding toner.

Reliable support system

Easy solutions to resolve problems

From supplies replacement to unexpected device failures, most problems can be resolved without waiting for the service representatives or sales representatives.

1. Resolve problem using the "Help" function on the device

- Self Help information is available on the control panel
- Self Help information can be accessed via the mobile device by scanning the QR code displayed on the control panel

2. "Remote Assistance" with the help of operators

- Connects directly to the Support Centre
- An operator will remotely access the multifunction device to resolve the problem by guiding through the steps on the shared control panel

Device Setup Editor

Device Setup Editor is a service that always backs up the latest setting information to a cloud server. It allows you to be prepared for unexpected situations and use your multifunction printer with confidence.

Note: You need to apply for using the Device Setup Editor. (free of charge)

Keeping a close eye on your multifunction device on a daily basis

Connecting your multifunction printer to our EP service* via the internet allows for checking of billing meter, automatic delivery of consumables when cartridges level is low, daily status monitoring, and machine error detection for early intervention to rectify problem. This minimises operation downtime and reduces administrator's burden.

Note: The content of the services provided may vary depending on the usage region. For details, please contact one of our sales representative.

* You need to apply for using the EP service. (free of charge)

Apeos C3567 / C3067 / C2567

Functions & Specifications

Basic Specifications / Copy Function

Item	C3567	C3067	C2567	
Type	Desktop / Console			
Memory Capacity	6 GB (System Memory: 4 GB, Page Memory: 2 GB, Max: 6 GB)			
Storage Device Capacity*1	256 GB			
Colour Capability	Full Colour			
Scan Resolution	600 x 600 dpi			
Printing Resolution	1,200 x 2,400 dpi			
Warm-up Time*2	[Embedded Plug-ins / Custom Services]*3 When enabled: 20 seconds or less (23 degrees Celsius room temperature) When disabled: 20 seconds or less (23 degrees Celsius room temperature)			
Recovery Time (Recovery Time from Sleep Mode)	13.6 seconds or less (23 degrees Celsius room temperature)			
Original Size	Maximum of A3, 11 x 17", 297 x 432 mm for both Sheet and Book			
Paper Size	Tray 1*4	Max: A3, 11 x 17", Min: A5 SEF, Envelope*5, Postcard (100 x 148 mm) Custom Size: 90 x 98 mm to 297 x 432 mm		
	Tray 2, 3, 4	Max: A3, 11 x 17", Min: A5 SEF Custom Size: 140 x 182 mm to 297 x 432 mm		
	Bypass Tray	Max: A3, 11 x 17", Min: A5 SEF, Envelope*5, Postcard (100 x 148 mm) Custom Size: 89 x 98 mm to 297 x 432 mm		
	Image loss width*7	Lead edge 4.0 mm, Trail edge 2.0 mm, Right / Left edge 2.0 mm		
Paper Weight*8*9	Paper Tray	52 to 300 gsm		
	Bypass Tray	52 to 300 gsm		
First Copy	B/W*10	4.6 sec.		
Output Time	Colour*11	6.0 sec.		
Continuous Copy Speed*12	A4 LEF / JIS B5 LEF	B/W: 35 ppm Colour: 35 ppm	B/W: 30 ppm Colour: 30 ppm	B/W: 25 ppm Colour: 25 ppm
	A4	B/W: 26 ppm Colour: 26 ppm	B/W: 23 ppm Colour: 23 ppm	B/W: 19 ppm Colour: 19 ppm
	JIS B5	B/W: 20 ppm Colour: 20 ppm	B/W: 17 ppm Colour: 17 ppm	B/W: 14 ppm Colour: 14 ppm
	JIS B4	B/W: 22 ppm Colour: 22 ppm	B/W: 20 ppm Colour: 20 ppm	B/W: 16 ppm Colour: 16 ppm
	A3	B/W: 19 ppm Colour: 19 ppm	B/W: 17 ppm Colour: 17 ppm	B/W: 14 ppm Colour: 14 ppm
	Standard	520 sheets x 1-tray + Bypass Tray 96 sheets		
Paper Tray Capacity*13	Optional	1 Tray Module / 1 Tray Module with Cabinet: 520 sheets x 1-tray 3 Tray Module: 520 sheets x 3-tray High Capacity Feeder B1: 2,000 sheets		
	Max	4,176 sheets [Standard + 3 Tray Module + High Capacity Feeder B1]		
	Output Tray Capacity*14	Upper Center: 250 sheets (A4 LEF), Lower Center: 250 sheets (A4 LEF)		
Power Supply	AC220-240 V +/- 10%, 8 A, 50/60 Hz common 1.76 kW (AC220 V +/- 10%), 1.92 kW (AC240 V +/- 10%) Sleep Mode: 0.3 W (AC230 V +/- 10%) Low Power Mode: 61 W (AC230 V +/- 10%) Ready Mode: 97 W (AC230 V +/- 10%)			
Maximum Power Consumption	W 577 x D 671 x H 785 mm W 577 x D 671 x H 888 mm (when optional 1 Tray Module is installed.) W 587 x D 671 x H 1,136 mm (when optional 1 Tray Module with Cabinet is installed.) W 587 x D 671 x H 1,136 mm (when optional 3 Tray Module is installed.)			
Dimensions	67 kg 82 kg (when optional 1 Tray Module is installed.) 90 kg (when optional 1 Tray Module with Cabinet is installed.) 92 kg (when optional 3 Tray Module is installed.)			
Weight*15				

*1: Storage Device Capacity is not totally available for customers. *2: It may change depending on usage conditions. *3: Embedded Plug-ins / Custom Services are enabled as factory default. *4: 90 x 98 mm to 241 x 372 mm is available when the Envelope Feeder is on. *5: Supported standard envelope sizes are Commercial#10, Monarch 7 3/4, DL, ISO-C4, etc. *6: Supported standard envelope sizes are ISO-C4 and ISO-C5. *7: Up to A3 size. *8: It is recommended to use our recommended paper. Correct print output may not be possible depending on the requirement. *9: 106 to 300 gsm, when the Envelope Feeder is on. *10: A4 LEF / Monochrome priority mode. *11: A4 LEF / Colour priority mode. *12: The speed may be reduced due to the image quality adjustment. *13: 80 gsm paper. *14: 70 gsm paper. *15: Excluding Toner Cartridge.

Scan Function

Item	Description
Type	Colour Scanner
Scan Resolution	600 x 600 dpi, 400 x 400 dpi, 300 x 300 dpi, 200 x 200 dpi
Scan Speed	Same as the Scan Speed for the Duplex Automatic Document Feeder
Interface	Standard Ethernet 1000BASE-T / 100BASE-TX / 10BASE-T Optional Wireless LAN (IEEE 802.11a / b / g / n / ac)

Fax Function (Optional)

Item	Description
Original Size	Max: A3, 11 x 17", Long document (Longest 600 mm*1)
Recording Paper Size	Max: A3, 11 x 17"; Min: A5
Transmission Time	2 seconds and more but fewer than 3 seconds*2
Transmission Mode	ITU-T G3
Applicable Lines	Public Switched Telephone Network (PSTN), PBX, Maximum 3 ports*3 (G3-3 ports)

*1: When Duplex Automatic Document Feeder is used. *2: When A4 size document with approximately 700 characters is transmitted in standard image-quality (8 x 3.85 lines/mm) and in high-speed mode (28.8 kbps or faster, JBIG). Only indicates the time for transmitting the image information and does not include the communication control time. The total communication time will vary depending on the contents of the document, the type of machine receiving the fax, and line condition. *3: No. of FAX lines is up to 3 ports. Port refers to number of channels for FAX.

Print Function

Item	Description	
Type	Built-in type	
Print Size	Tray 1	Same as the Basic Specifications / Copy Function
	Tray 2, 3, 4	Same as the Basic Specifications / Copy Function
	Bypass Tray	Max: A3, 11 x 17", Min: A5 SEF, Envelope*1, Postcard (100 x 148 mm) Custom Size: 89 x 98 mm to 297 x 1,200 mm*2
Image loss width*3	Lead edge 4.0 mm, Trail edge 2.0 mm, Right / Left edge 2.0 mm	
Continuous Print Speed*4	Same as the Basic Specifications / Copy Function	
Printing Resolution	Standard	[PCL Driver] Standard: 1,200 x 2,400 dpi, High Quality: 1,200 x 2,400 dpi, High Resolution: 1,200 x 1,200 dpi
	Optional	[Adobe® PostScript® 3™ Driver] High Speed (Standard): 600 x 600 dpi, High Quality: 1,200 x 2,400 dpi, High Resolution: 1,200 x 1,200 dpi
Page Description Language	Standard	PCL5 / PCL6
	Optional	Adobe® PostScript® 3™
Supported Operating System*5	Standard	[PCL Driver] Windows 11 (64 bit), Windows Server 2025 (64 bit), Windows Server 2022 (64 bit), Windows Server 2019 (64 bit), Windows Server 2016 (64 bit) [Mac OS Driver] macOS 26 / 15 / 14 / 13 / 12
	Optional	[Adobe® PostScript® 3™ Driver] Windows 11 (64 bit), Windows Server 2025 (64 bit), Windows Server 2022 (64 bit), Windows Server 2019 (64 bit), Windows Server 2016 (64 bit) macOS 26 / 15 / 14 / 13 / 12
	Interface	Standard Ethernet 1000BASE-T / 100BASE-TX / 10BASE-T, USB2.0 Optional USB3.0, Wireless LAN (IEEE 802.11a / b / g / n / ac)

*1: Supported standard envelope sizes are Commercial#10, Monarch 7 3/4, DL, ISO-C4, etc. *2: Long paper of 106 to 220 gsm (Extra Heavyweight) is available. The printed papers are delivered to the Side Tray when Finisher-A3 / Finisher-C4 / Finisher-C4/C5 with Booklet Maker is attached. *3: Up to A3 size. *4: The speed may be reduced due to the image quality adjustment. The printing speed may be reduced depending on the document. *5: Please refer to our official website for the latest supported OS.

Duplex Automatic Document Feeder B5-PC

Item	C3567	C3067	C2567	
Original Size*1 / Paper Weight	Max: A3, 11 x 17"; Min: A6 38 to 128 gsm (In Duplex: 50 to 128 gsm)*2			
Capacity*3	130 sheets			
Scan Speed*4	Copy (A4 LEF, Simplex)	B/W: 35 ppm Colour: 35 ppm	B/W: 30 ppm Colour: 30 ppm	B/W: 25 ppm Colour: 25 ppm
	Scan	B/W: 80 ppm, Colour: 80 ppm (1 pass, 2 sided scanning: B/W 160 ppm, Colour 160 ppm) [Standard Document (A4 LEF), 200 dpi, to Folder]		

*1: Custom Size is 49 x 85 mm to 297 x 432 mm. *2: Custom Sizes from 49 x 85 mm to 55 x 91 mm are available from 38 to 209 gsm. *3: 70 gsm paper. *4: The scanning speed varies depending on the documents.

Finisher-A3 (Optional)

Item	Description
Type	Center Tray Stack Finishing Tray Sort (Offset available*1*2) / Stack (Offset available*1*2)
Paper Size	Center Tray A4, A3 Finishing Tray Max: A3, 11 x 17"; Min: A6, Postcard (100 x 148 mm) Custom Size: 89 x 98 mm to 297 x 432 mm
Paper Weight	Center Tray 52 to 300 gsm Finishing Tray 52 to 256 gsm
Paper Capacity*3	Center Tray A4 LEF: 125 sheets; A4 SEF, A3: 50 sheets [Without Stapling] A4 LEF: 500 sheets; JIS B4: 250 sheets; A3 or larger: 200 sheets; Mixed Size Stacking*4: 250 sheets [With Stapling] 30 sets, or A4 LEF: 500 sheets; JIS B4: 250 sheets; A3 or larger: 200 sheets; Mixed Size Stacking*4: 250 sheets
Staple	Capacity A4: 50 sheets (90 gsm or less), JIS B4 or larger: 30 sheets (90 gsm or less) Paper Size Max: A3, 11 x 17"; Min: JIS B5 LEF Custom Size: 203 x 182 mm to 297 x 432 mm Paper Weight 52 to 256 gsm Position Single stapling, Dual stapling
Dimensions / Weight	W 465 x D 484 x H 248 mm, 11 kg

*1: [No Offset] is selected by factory default. *2: Outputs less than 190 mm width are delivered without offset stacking. *3: 70 gsm paper. *4: When larger size sheets are stacked on top of smaller size sheets: 250 sheets (when large size sheets are smaller than A3) / 200 sheets (when large size sheets are A3 or larger). The same applies to when staple-free and stapled bindings are mixed or different stapling positions are mixed.

High Capacity Feeder B1 (Optional)

Item	Description
Paper Size / Paper Weight	A4 LEF, Letter LEF, JIS B5 LEF / 52 to 216 gsm
Feeding Capacity* / Number of Tray	2,000 sheets x 1-tray
Dimensions / Weight	W 389 x D 610 x H 380 mm, 29 kg

* 80 gsm paper.

Side Tray (Optional)

Item	Description
Paper Capacity*	100 sheets
Dimensions / Weight	W 328 x D 540 x H 198 mm, 3 kg

* 70 gsm paper.

Notes

- 1) If the storage media of the base unit fail, loss of received data, accumulated data, registered setting data, etc. may occur. In no event shall "the company" be liable for any damages whatsoever arising from loss of data.
- 2) Functional spare parts will be available for at least 7 years after the product is no longer manufactured.

Finisher-B4 / B5 (Optional)

Item	Finisher-B4	Finisher-B5
Type	Center Tray Stack Finishing Tray Sort (Offset available*1*2) / Stack (Offset available*1*2)	
Paper Size*3	Center Tray Max: A3, 11 x 17"; Min: A5; Custom Size: 148 x 148 mm to 297 x 432 mm Finishing Tray Max: A3, 11 x 17"; Min: A5; Custom Size: 148 x 148 mm to 297 x 432 mm	
Paper Weight*4	Center Tray 52 to 300 gsm Finishing Tray 52 to 300 gsm	
Paper Capacity*5	Center Tray 200 sheets (80 gsm or less) [Without Stapling] A4: 2,000 sheets, JIS B4 or larger: 1,000 sheets, Mixed Size Stacking*6: 300 sheets Finishing Tray [With Stapling] A4: 100 sets or 1,000 sheets*7, JIS B4 or larger: 75 sets or 750 sheets [With Booklet Finishing*8] 50 sets or 600 sheets [With Fold*8] 500 sheets	
Staple	Capacity 50 sheets (90 gsm or less) Paper Size Max: A3, 11 x 17"; Min: A5 LEF Custom Size: 210 x 148 mm to 297 x 432 mm Paper Weight 52 to 256 gsm Position Single stapling, Dual stapling	Staple: 50 sheets (90 gsm or less) Staple-free Staple*9*10: 10 sheets (80 gsm or less) Staple: 52 to 256 gsm Staple-free Staple*9*10: 64 to 105 gsm
Punch*11	Paper Size*12 Max: A3, 11 x 17"; Min: A5 LEF Custom Size: 210 x 148 mm to 297 x 432 mm Paper Weight 52 to 220 gsm Number of Holes 2-hole / 4-hole punch or 2-hole / 3-hole punch (US Specifications)	
Booklet Finishing*8	Paper Size Max: A3, 11 x 17"; Min: A4, Letter Custom Size: 210 x 279 mm to 297 x 432 mm Capacity Saddle Staple: 15 sheets; Single Fold: 5 sheets Paper Weight Saddle Staple: 64 to 80 gsm*13, Single Fold: 64 to 105 gsm	
Dimensions*14*15	W 618 x D 653 x H 1,047 mm With Booklet Maker Unit: W 618 x D 673 x H 1,076 mm	
Weight	26 kg Punch Module: + 2 kg, Booklet Maker Unit: + 10 kg	28 kg Punch Module: + 2 kg, Booklet Maker Unit: + 10 kg

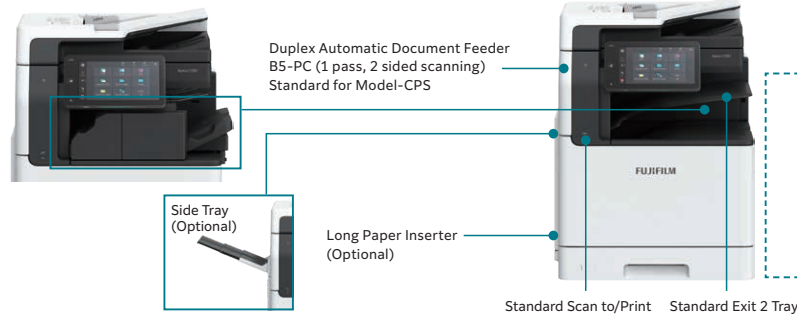
Note: Finisher-B4 / Finisher-B5 is available only when optional 1 Tray Module with Cabinet or 3 Tray Module is attached to Main Unit. Note: Only stapled stapling is available with Finisher-B4. You cannot add staple-free stapling function. Note: Both stapled stapling and staple-free stapling are available with Finisher-B5. Note: Kit Finisher-B4/B5 INST is required.
*1: The offset feature is set to disabled by factory default. *2: Outputs whose weight is 257 gsm and more or width is less than 210 mm are delivered without offset stacking. *3: Paper in the sizes larger than A3 or 11 x 17" or smaller than A5 are delivered to the Centre Tray. *4: Documents may not be printed correctly depending on usage conditions. (52 to 55 gsm, 257 gsm and more) *5: 70 gsm paper.
*6: When larger size sheets are stacked on top of smaller size sheets. *7: 75 sets or 750 sheets with dual stapling. *8: The Booklet Finishing function requires the optional Booklet Maker Unit for Finisher-B. Make a crease allows you to fold easily. After a job with the Booklet Finishing function specified has been output, the next job may not be delivered until the sheets are removed from the output tray. Also, if larger size sheets are stacked on top of smaller size sheets after a job with the Booklet Finishing function specified has been run, the next job may not be delivered until the sheets are removed from the output tray.
*9: Staple-free stapling is available with Finisher-B5. *10: Staple-free stapling does not have binding force equal to stapled stapling. Bound part may be easily separated depending on the paper, temperature, humidity, and how the page is turned over. *11: The Punch function requires the optional 2/4 Hole Punch Module for Finisher-B or US 2/3 Hole Punch Module for Finisher-B. *12: Available number of punch holes varies depending on the paper size. *13: Covers can be up to 220 gsm (Extra Heavyweight). *14: Inner connector within the body is excluded. *15: When the Extension Tray is pulled out.

Finisher-C4, Finisher-C4 / C5 with Booklet Maker (Optional)


Item	Finisher-C4	Finisher-C4 / C5 with Booklet Maker
Type	Center Tray Stack Output Tray Sort (Offset available) / Stack (Offset available) Finishing Tray Sort (Offset available) / Stack (Offset available) Booklet Tray —	Sort / Stack
Paper Size	Center Tray Max: A3, 11 x 17"; Min: A5, Postcard (100 x 148 mm) Custom Size: 98 x 148 mm to 297 x 432 mm Output Tray Max: A3, 11 x 17"; Min: A5, Postcard (100 x 148 mm) Custom Size: 98 x 148 mm to 297 x 432 mm	
Paper Weight	Center Tray 52 to 300 gsm Output Tray 52 to 300 gsm*1 Finishing Tray 52 to 300 gsm*1	
Paper Capacity*2	Center Tray 200 sheets (A4) Output Tray 500 sheets (A4)	[Without Stapling] A4: 1,500 sheets, JIS B4 or larger: 1,500 sheets, A5 LEF: 1,000 sheets, Mixed Size Stacking*3: 300 sheets [With Stapling] A4: 200 sets or 1,500 sheets, JIS B4 or larger: 100 sets or 1,000 sheets, Mixed Size Stacking*3: 70 sets or 200 sheets
Staple	Capacity Staple: 50 sheets (90 gsm or less), Staple-free Staple*5*6: 10 sheets (80 gsm or less) Paper Size*7 Max: A3, 11 x 17"; Min: A5 LEF Custom Size: 203 x 148 mm to 297 x 432 mm Paper Weight Staple: 52 to 300 gsm, Staple-free Staple*5*6: 64 to 105 gsm Position Single stapling, Dual stapling	Capacity 20 sets*4 Staple: 50 sheets (90 gsm or less), Staple-free Staple*5*6: 10 sheets (80 gsm or less)
Punch*8	Paper Size*9 — Paper Weight — Number of Holes —	Max: A3, 11 x 17"; Min: A5 LEF Custom Size: 203 x 148 mm to 297 x 432 mm 2-hole / 4-hole punch
Booklet Finishing	Capacity*10 — Paper Weight —	Saddle Staple: 20 sheets (90 gsm or less) Single Fold: 5 sheets (90 gsm or less) Saddle Staple: 60 to 300 gsm Single Fold: 60 to 300 gsm
Dimensions*11	W 657 x D 692 x H 1,054 mm	W 662 x D 692 x H 1,054 mm
Weight	Finisher-C4 (w/o Punch): 41 kg	Finisher-C4 with Booklet Maker (w/o Punch): 54 kg Finisher-C4 with Booklet Maker (w Punch): 57 kg Finisher-C5 with Booklet Maker (w Punch): 61 kg

Note: Only stapled stapling is available with Finisher-C4 and Finisher-C4 with Booklet Maker. You cannot add staple-free stapling function. Note: Both stapled stapling and staple-free stapling are available with Finisher-C5 with Booklet Maker. Note: Transport Unit H4 and Finisher Installation Kit for Finisher-C are required.
*1: 52 to 55 gsm output paper may not be aligned properly depending on the paper type. *2: 70 gsm paper. *3: When larger size sheets are stacked on top of smaller size sheets. *4: When the output paper size is the same. *5: Staple-free stapling is available with Finisher-C5 with Booklet Maker.
*6: Staple-free stapling does not have binding force equal to stapled stapling. Bound part may be easily separated depending on the paper, temperature, humidity, and how the page is turned over.
*7: Available staple positions vary depending on the paper size. *8: Punching function cannot be added. Select a finisher with the hole punching function. *9: Available number of punch holes varies depending on the paper size. *10: The maximum number of sheets varies depending on the paper weight. Booklet may not be tightly closed depending on the size or type of the paper. *11: When the Extension Tray is pulled out.

Finisher-A3(Optional)




Tray Module/Feeder (Optional)



Finishers (Optional)

- 1. Finisher-B4 / B5***
• Single stapling, Dual stapling
- 2. Punch Module**
• 2-hole / 4-hole punch
• 2-hole / 3-hole punch (US Specifications)
- 3. Booklet Maker Unit for Finisher-B**
• Saddle Staple
- 4. Finisher-C4 / C5* with Booklet Maker 2/4H**
• Single stapling, Dual stapling, Saddle stapling
• 2-hole / 4-hole punch

Note: Optional 3 Tray Module or 1 Tray Module with Cabinet and installation kit are required.
* Supports Staple-free Stapling



FUJIFILM

FUJIFILM Business Innovation Australia Pty Ltd

Level 4, 54 Waterloo Road, Macquarie Park, NSW, 2113, Australia
Tel. +61 2 9856 5000

fujifilm.com/fbau

FUJIFILM Business Innovation aims to address environmental issues through climate change mitigation and resource circulation efforts.
The available model varies depending on the country/region. Please ask the sales representatives for details. The product specifications, appearance and other details in this brochure are subject to change without notice for improvements.

Reproduction Prohibitions Please note that reproduction of the following is prohibited by law : •Domestic and foreign currencies, government-issued securities, and national bonds and local bond certificates.
•Unused postage stamps, post cards, etc. •Certificate stamps stipulated by law. •Reproducing works forming the subject matter of copyright (literary works, musical works, paintings, engravings, maps, cinematographic works, drawings, photographic works, etc.) is not permitted unless the reproduction is for the purpose of personal use, family use or other similar uses within a limited circle.

Trademarks •FUJIFILM, FUJIFILM logo and FUJIFILM iWpro are registered trademarks or trademarks of FUJIFILM Corporation. •Apeos, DocuWorks and Working Folder are registered trademarks or trademarks of FUJIFILM Business Innovation Corp.
•Microsoft, Active Directory, Azure, Microsoft Edge, Excel, OneDrive, PowerPoint, SharePoint, Microsoft Teams, Windows, and Windows Server are registered trademarks of US Microsoft Corporation in the U.S. and other countries. •Apple, Mac, macOS, AirPrint, and AirPrint logo are trademarks of Apple Inc. registered in the U.S. and other countries and regions. •Adobe, Adobe logo, PostScript, and PostScript logo are either registered trademarks or trademarks of Adobe in the United States and/or other countries. •Mopria, the Mopria Logo, and the Mopria Alliance word mark and logo are registered and/or unregistered trademarks and service marks of Mopria Alliance, Inc. in the United States and other countries. •QR Code is a registered trademark of DENSO WAVE INCORPORATED. •All product names and company names mentioned in this brochure are trademarks or registered trademarks of their respective companies.



For Your Safety

Before using the product, read the Instruction Manual carefully for proper use. Use the product with the power source and voltage specified. Be sure to establish ground connection. Otherwise, electronic shock may result in the case of a failure or short circuit.