

ApeosPro C810 / C750 / C650



New Times, New Apeos

The new "Apeos" offers advanced features with high security level and easy operability to help business diversify with times.

"Apeos" devices are able to connect smoothly with a variety of solutions and services to realise an all new agile remote workstyle of working anytime, anywhere.



ApeosPro C810 / C750 / C650

Copy / Print	Scan	Fax*3	Printing Resolution	Paper Weight	Paper Size
Colour/Monochrome 81 ppm*1	Colour/Monochrome 270 ppm*2	Super G3 Fax	2,400 × 2,400 dpi	52 to 350 gsm	100×148 mm to 330×1,300 mm

- Cloud enabled
- Mobile enabled
- Supports Long paper

*1: For C810. C750 is 75 ppm, and C650 is 65 ppm.

*2: 1 pass, 2 sided scanning.

*3: Optional.

High performance multifunction printers with dual role

With a wide range of paper versatility, beautiful output quality, and high durability, a wide range of promotional materials can also be created quickly in-house. In addition to professional quality in house print option, this multifunction device with office friendly solutions (Cloud, Mobile, Cost management), consistent user experience and high level of security makes it also a perfect fit for normal office use environment.




In-house production of promotional materials

- Professional output quality
- Various in-line finishing options



One device, dual role

- Production and office work
- Fast and efficient operation



Easy Connectivity

- Seamless connectivity from anywhere using mobile and cloud services



Safe guarding information

- Important information is well protected

Customer who requires

- A device that can create flyers and catalogues quickly to take advantage of business opportunities
- A device that can make beautiful in-house samples that cannot be taken outside, such as mock-ups of new products
- A device that can print on a wide range of papers such as lightweight paper, cardstock paper, and embossed paper
- A device for general office use, in terms of functions and operability
- Sharing creative team's output management with other teams



Creates a variety of promotional materials immediately in-house

Promotes in-house production of eye-catching promotional materials

Supports a wide range of paper sizes and thicknesses, and can create a variety of deliverables. You can easily create flyers, business cards, and posters to expand your business.

- Supports a wide range of sizes from postcards to long paper (330 × 1,300 mm*)
- Supports a wide range of thicknesses from 52 gsm light-weight paper to 350 gsm cardstock paper
- Renewed the core technology for image writing, and prints beautifully even on envelopes and embossed paper with uneven surface

* When feeding paper from Bypass Tray installed directly to the printer, or from Multi Sheet Inserter for Banner Print. When printing on one side. 2 sided printing is up to 330 × 762 mm.

Print beautifully on various types of paper

Supports the various characteristics of paper, enabling high-precision output.

- The sensor detects misalignment of paper traveling at high speed and automatically corrects it
- By adjusting the force applied to the paper according to the paper thickness, stable paper feed is performed even with cardstock paper, and high registration accuracy is achieved
- Built-in decurler flattens paper curl and stabilises paper feed
- While viewing the amount of curl on paper, curl adjustments can be performed in real time*
- The optimum output conditions for each type of paper, such as transfer conditions, can be registered (maximum: 100) so that high-quality output can be achieved efficiently simply by selecting the paper type

* Optional.

Variable data printing for effective marketing campaigns

Create in-house highly appealing promotional materials by customising messages and images to suit each individual in the target audience.

- Supports variable printing, which prints one sheet at a time with the content replaced
- Supports industry standard PPML with variable printing

Beautiful post-processing output with in-line finishing options

From printing to post-processing, you can do it all at once.

- Beautifully designed full page photo booklets with full bleed trim
- High-quality booklet with a square back finish for a flat book spine
- Crease* function to create unique accordion fold for promotional materials
- Insert oversized A3 size paper as covers
- Supports frequently used office functions - Punch, Side Stitch, Saddle Staple, and Single Fold

Note: Optional. See page 9 for details on the output options and post-processing.

* Up to five creases can be made for mountain fold and valley fold. Folding is performed manually.



Full Bleed Trim



Square Back

Crease

Professional Output Quality

High resolution LED printhead print output

Latest technology to achieve professional quality image and high-definition printing.

- LED printhead with 2,400 × 2,400 dpi resolution
- Vibrant colours with Super EA Eco toner and its smallest toner particles for smooth gradation
- Clear reproduction of images with fine lines and small text
- Gloss function brings the beautiful glossy finish to the end product (e.g. photos.)

Highest productivity level with continuous operations

Excellent durability and ability to handle core output and high volume printing.

- Achieves print speed as high as 81 ppm*¹
- Low wear photoconductor drum with long life reduces the frequency of drum replacement
- High capacity paper feed up to 7,360 sheets*²
- Replace toner and add paper without stopping the print jobs in progress, and maximise machine runtime

*1: For C810. C750 is 75 ppm, and C650 is 65 ppm.

*2: 80 gsm paper. When High Capacity Feeder C3-DS is installed.

Maintain print quality with easy adjustment

Use inbuilt standard SIQA* to easily & quickly adjust the print quality.

- Simply scan the dedicated charts to automatically calculate the appropriate adjustment values for both Side 1 & 2 Registration, Density Uniformity Adjustment, and Adjust Image Transfer
- Quick & simple user operation without need of remembering fine calibration values
- In addition to print quality, machine utilisation rate is also improved

* Simple Image Quality Adjustment

Supporting Technologies

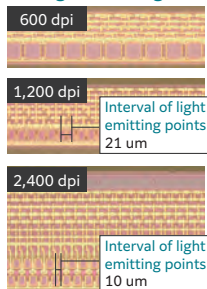
LED printhead to achieve 2,400 x 2,400 dpi high resolution

LED printheads, which are compact and have high image quality, have evolved to be sharper and higher definition.

<Features>

- Thin emitting light to write the image
- The exposure unit does not vibrate because there is no drive mechanism
- High resolution of 2,400 dpi and digital magnification correction

LED light-emitting unit



Enlarge photo with thin lines / small size text (4 pt)

Conventional technology
2,400 × 2,400 dpi



LED printhead
2,400 × 2,400 dpi



Optimise device performance with GP Controller*

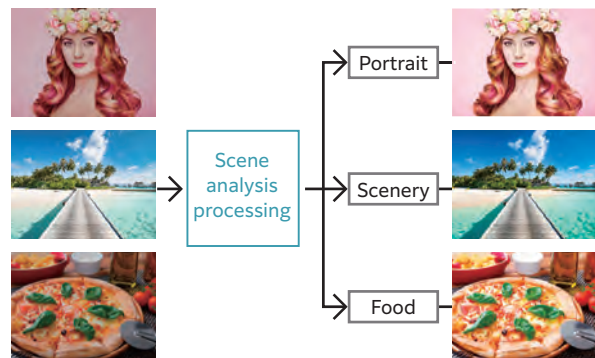
GP Controller provides even higher image quality and productivity.

* Graphic Print Controller

High image quality

- 1,200 × 1,200 dpi high-resolution RIP processing
- 10-bit smooth gradation correction
- Beautifully reproduces text, thin lines, and gradations
- 3D calibration that allows for colour adjustment of not only CMYK single colours, and also for mixture of colours
- RGB images, such as photos, are made even more beautiful by automatically* detecting if they are "Portrait" or "Scenery" and correcting them to match the characteristics

* You can also specify the correction method manually.



Auto RGB image detect function

High productivity

- Heavy duty RIP function with high-speed processing for high-quality or variable data print jobs
- Equipped as a standard with the RIP accelerator board that produces high speed performance of the server
- High speed serial transmission technology enables high speed job transfer to multifunction devices

Multifunction

- **User Image Color Matching (UICM)** enables color matching with past printed materials
- **Color Profile Adjuster** enables adjustment of the Destination Profile to your preferred color tone
- **Job Director** provides easy job editing with drag-and-drop on the preview screen, including imposition and job merging
- Supports industry standard of Adobe® PDF Print Engine 6*
- Comes with industry standard of JDF* format for higher-level systems integration, post-processing systems or building a hybrid-system with offset-printing
- Software linkage capability (e.g. variable printing) enhances and streamlines printing operations

* Optional.

Note:

- A monitor, keyboard and mouse are required.
- Images are for illustration purposes only. Actual product may change.



GP Controller D02



One device, dual role - Production & Office work

Professional quality + Latest office MFD functionalities

One device that can be used for customers who want to use professional use functions and office functions.

- Equipped with advanced office functions and operability
- Linkage with software and cloud services streamlines office operations
- Various output methods are available to suit user needs and skills
- GP Controller provides detailed output instructions for professional use
- With the PCL driver, you can easily and conveniently give print instructions for the office

Various features saving time and effort in scanning operation

Scanned data can be transferred through a variety of methods including Email, URL, and send to PC (SMB/FTP/SFTP).

- Data can be sent by using multiple features simultaneously
- Improve your digitalisation process with features including automatic orientation of scanned page to upright position, correcting the skewed page, or removing blank pages
- In addition to TIFF and JPEG, the scanned data can be converted to OCR-enabled* or high compression/ specific colour PDF or DocuWorks documents. Also they can be converted to editable Excel/Word documents*
- With ScanAuto, you can easily send the scanned data to your e-mail address by simply pressing a button

* Optional.

Fast and efficient operation

Fast startup and output. You can use it anytime you want.

- Smart WelcomEyes detects approaching user, and automatically recovers from a power-saving state
- High-end model, yet recovers from sleep mode within 30 seconds
- First Copy Output Time of 5.4 seconds*

* Colour priority mode.

Smartphone becomes a "portable operation panel"

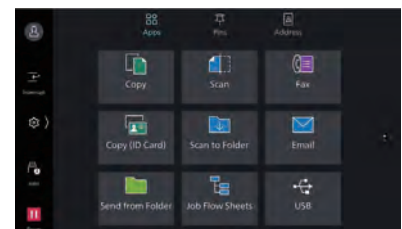
Seamless connectivity with mobile devices for Copy, Fax, Print, Scan*² jobs using the Print Utility*¹ application.

- Mobile device can be used as an alternative UI for operations control to minimise common touch points
- Frequent settings can be saved as "Favourites"
- Directly send fax or email with the addresses stored in the smartphone
- Minimise printer touch points for hygiene reasons

Note: Connect to machine via wireless environment.

*1: It can be downloaded free of charge from Google Play™ or App Store.

*2: E-mail, Scan to Folder.



Simple scanning to yourself

With ScanAuto, you can easily send scanned data with a touch of a button

- Automatically adjusts the orientation or 1-sided/2-sided of the original document
- Automatically sets user mail address as the destination by using user authentication function

Streamline operations for remote work style

Do not miss any faxes when you are working remotely

Paperless fax function automatically stores received faxes into folders which can be transferred to a PC or sent as emails

- Received faxes can be forwarded to your mobile device by email
- Received faxes can be transferred to Working Folder*¹
- It can be sorted by fax number, date received, and person in charge*²
- Incoming fax processing can be switched by time, day of the week and period*²
- For example, you can switch from paper-based output to an electronic transfer in a single operation*²

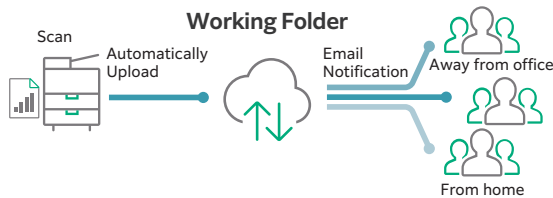
*1: Cloud services provided by FUJIFILM Business Innovation. A separate contract is required.

*2: Optional.

Share information anytime, anywhere

With Working Folder* and internet access, documents can be viewed regardless of time and location.

- Can be linked smoothly with multifunction devices, DocuWorks, and mobile devices
- Documents in Working Folder can be printed from the control panel
- Scanned documents will be assigned a file name and stored in Working Folder. An email notification will be sent to relevant users



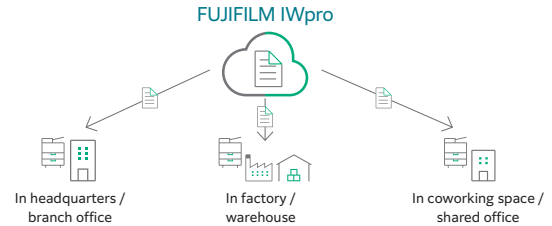
* Cloud services provided by FUJIFILM Business Innovation. A separate contract is required.

Easy and secure output even when you are working remotely

FUJIFILM IWpro* is an all-in-one secure platform solution for business digitisation, provide workspace for collaboration, workflow optimisation, efficient document management of metadata and documents, and versatile cloud-based printing capabilities.

- FUJIFILM IWpro* is accessible via a web browser from any location that has internet service, such as from branch office or on the go
- High-quality and secure print environment is available regardless of your location, either in or out of your office
- Users can select and print the document that store in the cloud with the multifunction device outside of office

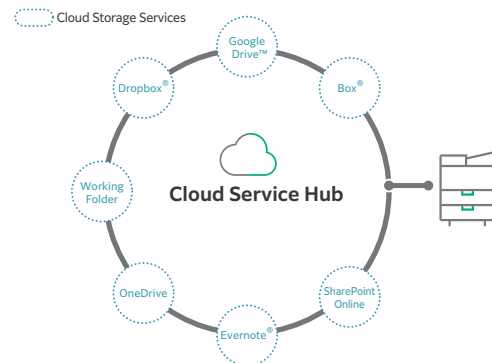
* Cloud services provided by FUJIFILM Business Innovation. A separate contract is required.



Centralised cloud integration

Cloud Service Hub* allows single sign-on to multiple cloud storage services.

- Specific storage location can be assigned for scanned documents directly from the multifunction device
- Searching documents from multiple cloud services is supported
- Full-text search on scanned documents can be performed with OCR



* Cloud services provided by FUJIFILM Business Innovation. A separate contract is required.

Print out from any multifunction device within the office

With Server-less On-Demand Print*, you have the flexibility to print outs from any of the connected multifunction devices.

- Improves productivity by printing from another available multifunction device when the current device is in use
- Up to 100 units can be linked
- Specific job settings can be revised at the device level to save time (1 sided to 2 sided, all monochrome)

* Optional.

Flexibility in office layout

Supports Wireless LAN environment*.

- Using Wi-Fi Direct, up to five mobile devices can be connected simultaneously at given time with single multifunction device

* Optional.





Safeguard important information

Information is an important asset which should be protected at all cost

Protect from unauthorised user

Multiple options of setting user authorisation allow administrator to select a right combination as per given environment.

- Local Authentication
 - Authentication by Remote Server*
 - IC Card Authentication*
 - User-specific feature access
 - Private Charge Print
- * Optional.

Additional layer of unwanted access can be created for specific users. (e.g. guests).

- Secondary Ethernet Kit*
- * Optional.

Protects Data

Protects against any malicious intent of hacking, tampering with device / system settings.

- Encryption of stored data
 - Uses TPM* 2.0 chip for encryption key management
 - Deletes settings and document information all at once
- * Trusted Platform Module

Protects the information by means of strong encryption while transferring it between devices, servers etc.

- Encryption of communication paths by SSL/TLS or IPsec
- Encryption when transferring via SMBv3 and SFTP
- Scan file encryption/signature
- Email encryption and signature by S/MIME
- TLS version limit
- Elliptic curve cryptography
- WPA3



Protect from unauthorised access

Protects device settings at multiple levels by clearly demarking change restrictions for different target audience - End users, IT administrators and Service Engineers.

- Service representative operation restriction
- Account lock to prevent unauthorised access
- Information for changing the default password
- Warnings displayed when using global IP address

Prevents unauthorised program from installing without notice. Robust IT audits are supported with device data logs for easy tracking.

- Software signature verification
- Remote update restrictions
- IP address filtering
- Tampering detection at startup and automatic restoration when tampering is detected
- Prevention of tampering during operation
- Audit log
- Audit log system transfer

Prevents operation errors

Prevents information leakage due to inadvertent mistakes by administrators and users.

- Scan documents to be delivered to fixed destination
 - Re-enter fax recipient
 - Annotations
 - Hidden text printing*
 - Digital code embedding and tracking function*
- * Optional.

Security certifications

- Certified with ISO/IEC 15408, which is the international standard for designing and operating IT security

Optional

Feeding Options

Bypass Tray (Standard)^{*1} 52 to 350 gsm 250 sheets 1,300 mm Long paper ^{*2}	Multi Sheet Inserter for Banner Print^{*1} 52 to 350 gsm 250 sheets 1,300 mm Long Paper ^{*2} 660 mm Long Paper ^{*3}	High Capacity Feeder B1 52 to 220 gsm 2,000 sheets × 1-tray A4 Size	High Capacity Feeder B1-S 52 to 300 gsm 2,000 sheets × 1-tray Cabinet Air Assist Multi-feed Detection	High Capacity Feeder C3-DS 52 to 350 gsm 2,000 sheets × 2-tray Air Assist Multi-feed Detection
--	--	---	---	---

Note: Supported paper weight for long paper is 52 to 220 gsm.
^{*1}: Installed directly to the printer, or installed on the top of High Capacity Feeder C3-DS or B1-S. Paper weight up to 300 gsm is supported when installed on the top of High Capacity Feeder C3-DS or B1-S.
^{*2}: When installed directly on the printer unit.
^{*3}: When installed on the top of High Capacity Feeder C3-DS or B1-S.

Output Options

High Capacity Stacker and Finisher D6 for professional use (maximum configuration)

1 Interface Decurler Module D1 Real Time Curl Correction (3 Levels Upward / Off / 3 Levels Downward)	5 Folder Unit CD2 Z Fold Half Sheet / Tri-Fold	Space-saving Finisher D6 with a slim type connection module Note: When using 8, the output options that can be connected are 5 and 6 only. Other output options that can be connected with Finisher D6 / Finisher D6 with Booklet Maker cannot be connected.
2 Inserter D1 Cover / Sheet Insertion	6 Finisher D6 / Finisher D6 with Booklet Maker Sort / Stack Staple (100 sheets) Punch ^{*1} Saddle Staple (30 sheets) / Single Fold ^{*2} Long Paper Stacking ^{*1}	
3 High Capacity Stacker A2 5,000-sheet Stacking Stacker Cart Long Paper Stacking ^{*1}	7 Square Back Trimmer D1 Face Trim Square Back	8 Interface Module D1 Real Time Curl Correction (Upward / Off / Downward) Slim Connection Module
4 Crease / Two-sided Trimmer D2 Two-Sided Trim Crease	9 Folder Unit CD3 Z Fold Half Sheet / Tri-Fold	Note: Simple Catch Tray / Offset Catch Tray / Long Catch Tray are available if post-processing is not required. ^{*1} : Optional. ^{*2} : For Finisher D6 with Booklet Maker. ^{*3} : Staple-free Stapling is available with Finisher-C5 and Finisher-C5 with Booklet Maker. ^{*4} : For Finisher-C4/C5 with Booklet Maker.
Finisher-C4 / C5 fits into the office space 	10 Finisher-C4 / C5 Finisher-C4 / C5 with Booklet Maker Sort / Stack Staple (50 sheets / 65 sheets ^{*1}) Staple-free Staple(10 sheets) ^{*3} Punch ^{*1} Saddle Staple (20 sheets) / Single Fold ^{*4}	

Finishing Applications

Cover / Sheet Insertion Punch Side Stitch Saddle Staple Single Fold Z Fold Half Sheet Tri-Fold Crease Face Trim Two-Sided Trim Full Bleed Trim Square Back

Note: Full Bleed Trim is made by Two-sided Trim and Face Trim.

ApeosPro C810 / C750 / C650 Specifications

Basic Specifications / Print Function

Item	Description
	C810 C750 C650
Type	Console
Colour Capability	Full colour
Printing Resolution	2,400x2,400 dpi
Continuous Print Speed*1	A4: 81 ppm, A3: 42 ppm A4: 75 ppm, A3: 37 ppm A4: 65 ppm, A3: 34 ppm
Paper Size*2	Tray 1, 2 Standard size: Max A3, 11 x 17"; Min A5 Custom size: Max 330 x 488 mm, Min 100 x 148 mm
	Tray 3, 4 Standard size: Max A4, Letter, Min JIS B5
Paper Weight*5	Bypass Tray (Tray 5) *3 Standard size: Max A3, 11 x 17"; Min A6 Custom size: Max 330 x 1,300 mm*4, Min 100 x 148 mm
	Tray 1 to 4 52 to 350 gsm
Paper Tray Capacity*7	Standard 520 sheets x 2-tray + 840 sheets + 1,230 sheets + Bypass Tray 250 sheets
	Optional Multi Sheet Inserter for Banner Print: 250 sheets High Capacity Feeder B1: 2,000 sheets x 1-tray High Capacity Feeder B1-S: 2,000 sheets x 1-tray High Capacity Feeder C3-DS: 2,000 sheets x 2-tray Max 7,360 sheets [Standard + High Capacity Feeder C3-DS]
Output Tray Capacity*7 *8	500 sheets
Power Supply	AC220-240 V +/- 10 %, 10 A, 50/60 Hz common
Maximum Power Consumption	2.4 kW Sleep Mode: 0.5 W, Low Power Mode: 150 W, Ready Mode: 193 W
Dimensions*9	W 780 x D 793 x H 1,154 mm
Weight*9	246 kg

- *1: When continuously printing a single document on 52 to 128 gsm, uncoated paper. Print speed may be reduced depending on conditions such as output data, use of auto image quality adjustment, is performed, use of mixed paper sizes / types, switching the feeding tray and use of long paper output.
- *2: Image loss width: Lead edge 4.0 mm, Trail edge 4.0 mm, Front 3.0 mm, Rear 3.0 mm.
- *3: The optional Multi Sheet Inserter for Banner Print is available for smooth and stable feeding of long paper.
- *4: When a standard Bypass Tray or optional Multi Sheet Inserter for Banner Print is connected directly to main unit (including when High Capacity Feeder B1 is connected). Automatic duplex printing support up to 330 x 762 mm.
- *5: It is recommended to use our recommended paper. Correct print output may not be possible depending on the requirement.
- *6: For Banner Printing, uncoated paper: 52 to 220 gsm, coated paper: 106 to 220 gsm.
- *7: 80 gsm paper.
- *8: When the Catch Tray is installed.
- *9: When Bypass Tray closed. The output option is not connected.

Scan Function

Item	Description
Type	Colour Scanner
Scan Resolution	600 x 600 dpi, 400 x 400 dpi, 300 x 300 dpi, 200 x 200 dpi
Scan Speed	Same as the Scan Speed for the Duplex Automatic Document Feeder
Scanning Method	Store to folder (TWAIN Interface support), Scan to PC, Scan to e-mail

Copy Function

Item	Description
Scan Resolution	600 x 600 dpi
Printing Resolution	2,400 x 2,400 dpi (Text-Photo / Photo), 600 x 600 dpi (Text / Map)
Paper Size*	Standard size: Max A3, 11 x 17"; Min A6 Custom size: Max 330 x 488 mm, Min 100 x 148 mm
First Copy Output Time	B/W: 4.1 sec. (A4 / Monochrome priority mode) Colour: 5.4 sec. (A4 / Colour priority mode)

- *: Image loss width: Lead edge 4.0 mm, Trail edge 4.0 mm, Front 3.0 mm, Rear 3.0 mm.

Print Server [GP Controller D02] (Optional)

Item	Description
Type	External
CPU	Intel® Xeon® 6337P Processor (3.50 GHz)
Memory	16 GB (Max: 32 GB, Optional)
Storage device	SSD: 960 GB (Max: 1,920 GB, Optional), DVD Multi drive
Server OS	Windows 11 IoT Enterprise LTSC 2024 (64bit)
Print data format	PS, PDF2.0, PDF/X-1a, PDF/X-3, PDF/X-4, PDF/X-5, EPS, TIFF, JPEG, PDF/VT, PPML
RIP type	Adobe® PostScript® 3™ (Configurable PostScript Interpreter), Adobe PDF Print Engine 6
Printer driver OS *1	Windows 11 (64 bit), Windows Server 2025 (64bit), Windows Server 2022 (64 bit), Windows Server 2019 (64 bit), Windows Server 2016 (64 bit) macOS 26 / 15 / 14 / 13 / 12
Connecting port	Ethernet: 1000BASE-T / 100BASE-TX / 10BASE-T
Network Protocol	LPR, FTP, SMB, HTTP, JDF, SNMP, Bonjour
Power supply	Single-phase AC100-240 V±10%, 6.3 A (100 V) / 3 A(240 V), 50/60 Hz, ground connection
Maximum power consumption	0.30 kW (in case of 240 V)
Dimensions*2	W 98 x D 400 x H 340 mm
Weight*2	7.2 kg or less

- *1: Please refer to our official website for the latest supported OS.
*2: Print Server only. Excludes monitor, mouse and keyboard.

Fax Function (Optional)

Item	Description
Original Size	Max: A3, 11 x 17", Long document (Longest 600 mm)
Recording Paper Size	Max: A3, 11 x 17"; Min: A5
Transmission Time	2 seconds and more but fewer than 3 seconds*1
Transmission Mode	ITU-T G3
Applicable Lines	Telephone subscriber line, PBX, Fax communication (PSTN), Maximum 3 ports*2 (G3-3 ports)

- *1: When A4 size document with approximately 700 characters is transmitted in standard image-quality (8 x 3.85 lines/mm) and in high-speed mode (28.8 kbps or faster, JBIG). Only indicates the time for transmitting the image information and does not include the communication control time. The total communication time will vary depending on the contents of the document, the type of machine receiving the fax, and line condition.
*2: No. of FAX lines is up to 3 ports. Port refers to number of channels for FAX.

Duplex Automatic Document Feeder

Item	C810	C750	C650	
Original Size / Paper Weight	Max: A3, 11 x 17"; Min: A6*1 38 to 200 gsm (In Duplex: 50 to 200 gsm)			
Capacity*2	250 sheets			
Scan Speed*3	Copy (A4, Simplex)	B/W: 81 ppm Colour: 81 ppm	B/W: 75 ppm Colour: 75 ppm	B/W: 65 ppm Colour: 65 ppm
	Scan	B/W: 135 ppm, Colour: 135 ppm (1 pass, 2 sided scanning; B/W: 270 ppm, Colour: 270 ppm) [Standard Document (A4), 200 dpi, to Folder.]		

- *1: The minimum custom size is 84 x 139.7 mm.

- *2: 80 gsm paper.

- *3: The scanning speed varies depending on the documents.

High Capacity Feeder B1 (Optional)

Item	Description
Paper Size	A4, Letter, JIS B5, 7.25 x 10.5" (184 x 267 mm)
Paper Weight	52 to 220 gsm
Feeding Capacity / Number of Tray*	2,000 sheets x 1-tray
Dimensions / Weight	W 389 x D 610 x H 377 mm, 29 kg

- *: 80 gsm paper.

High Capacity Feeder B1-S (Optional)

Item	Description
Paper Size	Standard size: Max A3, 11 x 17", Min A6*1 Custom size: Max 330 x 488 mm*2, Min 100 x 148 mm
Paper Weight	52 to 300 gsm
Feeding Capacity / Number of Tray*3	2,000 sheets x 1-tray
Power Supply	AC100-120 V +/- 10 %, 2.5 A, AC220-240 V +/- 10 %, 1.5 A, 50/60 Hz common
Maximum Power Consumption	360 W
Dimensions / Weight	W 988 x D 762 x H 992 mm, 160 kg*4

- Note: When this option is installed, attach standard Bypass Tray or optional Multi Sheet Inserter for Banner Print to the top of the High Capacity Feeder.

- *1: When setting main scanning 100 to 182 mm paper, Post Card Kit is required.

- *2: If you are using paper length 488 mm to 660 mm, optional Multi Sheet Inserter for Banner Print is required. It is recommended to install optional Position Adjuster.

- *3: 80 gsm paper.

- *4: Excluding Bypass Tray.

High Capacity Feeder C3-DS (Optional)

Item	Description
Paper Size	Standard size: Max A3, 11 x 17", Min A6*1 Custom size: Max 330 x 488 mm*2, Min 100 x 148 mm
Paper Weight	52 to 350 gsm
Feeding Capacity / Number of Tray*3	2,000 sheets x 2-tray
Power Supply	AC100-120 V +/- 10 %, 6 A, AC220-240 V +/- 10 %, 4 A, 50/60 Hz common
Maximum Power Consumption	880 W
Dimensions / Weight	W 988 x D 762 x H 992 mm, 199 kg*4

- Note: When this option is installed, attach standard Bypass Tray or optional Multi Sheet Inserter for Banner Print to the top of the High Capacity Feeder.

- *1: When setting main scanning 100 to 182 mm paper, Post Card Kit is required.

- *2: If you are using paper length 488 mm to 660 mm, optional Multi Sheet Inserter for Banner Print is required. It is recommended to install optional Position Adjuster.

- *3: 80 gsm paper.

- *4: Excluding Bypass Tray.

Catch Tray (Optional)

Item	Description	
	Offset Catch Tray	Long Catch Tray
Paper Size	Standard size: Max A3, 11 x 17"; Min A6 Custom size: Max 330 x 660 mm*1, Min 100 x 148 mm	Standard size: Max A3, 11 x 17"; Min A6 Custom size: Max 330 x 1,300 mm, Min 100 x 148 mm
Paper Weight	52 to 350 gsm	
Paper Capacity*2	500 sheets	300 sheets (Paper length up to 488 mm) 100 sheets (Paper length above 488 to 729 mm) 10 sheets (Paper length above 729 to 1,300 mm)
Dimensions / Weight	W 423 x D 399 x H 331 mm, 6 kg	W 941 x D 397 x H 495 mm, 5 kg

- *1: Paper Capacity is guaranteed up to 488 mm.

- *2: 80 gsm paper.

Folder Unit (Optional)

Item	Description	
	Folder Unit CD3	Folder Unit CD2
Z Fold Half Sheet	Paper Size A3, 11 x 17", JIS B4	
	Paper Weight 64 to 90 gsm	60 to 90 gsm
Tri-fold	Paper Size A4, Letter	
	Paper Weight 64 to 90 gsm	60 to 90 gsm
Power Supply / Maximum Power Consumption	AC100-127 V +/- 10 %, 1 A, AC200-240 V +/- 10 %, 0.6 A, 50/60 Hz common*2, 120 W	
	Dimensions / Weight	W 232 x D 588 x H 992 mm, 52 kg

- Note: Folder Unit CD3 is option for Finisher-C4 / C5 and Finisher-C4 / C5 with Booklet Maker. Folder Unit CD2 is option for Finisher D6 and Finisher D6 with Booklet Maker.

- *1: 82 gsm paper.

- *2: Power supply separate from the Main Unit is required.

Finisher-C4 / C5, Finisher- C4 / C5 with Booklet Maker (Optional)

Item	Description	
	Finisher-C4 / C5	Finisher-C4 / C5 with Booklet Maker
Type	Output Tray	Sort (Offset available) / Stack (Offset available)
	Finishing Tray	Sort (Offset available) / Stack (Offset available)
	Booklet Tray	Sort / Stack
Paper Size	Output Tray	Standard size: Max A3, 11 x 17"; Min A6 Custom size: Max 330 x 1,300 mm, Min 100 x 148 mm
	Finishing Tray	Standard size: Max A3, 11 x 17"; Min A5 Custom size: Max 330 x 488 mm, Min 203 x 182 mm
Paper Weight	Output Tray	52 to 350 gsm*1
	Finishing Tray	52 to 350 gsm*1
Paper Capacity*2	Output Tray	500 sheets (A4)
	Finishing Tray	[Without Stapling] A4: 3,000 sheets, JIS B4 or larger: 1,500 sheets, A5: 1,000 sheets, Mixed Size Stacking*3: 300 sheets
		[With Stapling] A4: 200 sets or 3,000 sheets, JIS B4 or larger: 100 sets or 1,500 sheets, A5: 100 sets or 1,000 sheets, Mixed Size Stacking*3: 70 sets or 200 sheets
Booklet Tray	20 sets*4	
Staple	Capacity	Staple: 50 sheets (90 gsm or less)*5, Staple-free Staple*6 *7: 10 sheets (80 gsm or less)
	Paper Size*8	Standard size: Max A3, 11 x 17"; Min A5
	Paper Weight	Staple: 52 to 350 gsm, Staple-free Staple*6 *7: 64 to 105 gsm
	Position	Single stapling, Dual stapling
Punch*9	Number of Holes	2-hole / 4-hole punch or 2-hole / 3-hole punch (US Specifications)
	Paper Size*10	Standard size: Max A3, 11 x 17"; Min A5
	Paper Weight	52 to 220 gsm
Booklet Finishing	Capacity*11	Saddle Staple: 20 sheets (90 gsm or less) Single Fold: 5 sheets (90 gsm or less)
	Paper Size	Standard size: Max A3, 11 x 17"; Min JIS B5
	Paper Weight	Saddle Staple: 64 to 300 gsm Single Fold: 64 to 300 gsm
Dimensions*12		W 771 x D 692 x H 1,054 mm When Folder Unit CD3 is installed : W 1,008 x D 692 x H 1,054 mm
		W 776 x D 692 x H 1,054 mm When Folder Unit CD3 is installed : W 1,013 x D 692 x H 1,054 mm
Weight		Finisher-C4 (w/o Punch): 45 kg Finisher-C4 (w Punch): 48 kg Finisher-C5 (w Punch): 53 kg Folder Unit CD3: + 52 kg
		Finisher-C4 with Booklet Maker (w/o Punch): 58 kg Finisher-C4 with Booklet Maker (w Punch): 61 kg Finisher-C5 with Booklet Maker (w Punch): 65 kg Folder Unit CD3: + 52 kg

Note: Only stapled stapling is available with Finisher-C4 and Finisher-C4 with Booklet Maker. You cannot add staple-free stapling function.
Note: Both stapled stapling and staple-free stapling are available with Finisher-C5 and Finisher-C5 with Booklet Maker.
Note: Transport Unit is required.
*1: 52 to 55 gsm output paper may not be aligned properly depending on the paper type.
*2: 80 gsm paper.
*3: When larger size sheets are stacked on top of smaller size sheets.
*4: When the output paper size is the same.
*5: Up to 65 sheets can be stapled when the Finisher-C Staple Unit 65 Sheets is installed. However, depending on the paper type, incorrect stapling such as uneven edge alignment of sets may occur.
*6: Staple-free stapling is available with Finisher-C5 and Finisher-C5 with Booklet Maker.
*7: Staple-free stapling does not have binding force equal to stapled stapling. Bound part may be easily separated depending on the paper, temperature, humidity, and how the page is turned over.
*8: Available staple positions vary depending on the paper size.
*9: Punching function cannot be added. Select a finisher with the hole punching function.
*10: Available number of punch holes varies depending on the paper size.
*11: The maximum number of sheets varies depending on the paper weight. Booklet may not be tightly closed depending on the size or type of the paper.
*12: Inner connector within the body is excluded.

Square Back Fold Trimmer D1 (Optional)

Item	Description
Paper Size	Same as the paper size of the Finisher D6 Booklet Finishing
Paper Weight	Same as the paper weight of the Finisher D6 Booklet Finishing
Booklet Tray Capacity*1	20 sets (15 sheets bind and below), 15 sets (16 sheets bind and above)
Capacity*2	Saddle Staple: 30 sheets, Single Fold: 5 sheets
Face Trim Trim dimensions	2 to 20 mm
Square Back Capacity*2*3	30 sheets
Power Supply / Maximum Power Consumption	AC100-240 V +/- 10%, 0.8 A (100 V) / 0.4 A (240 V), 50/60 Hz common, 96 W
Dimensions / Weight	W 1,066 x D 725 x H 552 mm, 100 kg

Note: Exclusive optional for Finisher D6 with Booklet Maker (when Interface Decurler Module D1 is installed).
*1: Paper may not be accepted depending on paper type and other usage conditions.
*2: The capacity can decrease depending on type and weight of paper being used and other conditions.
*3: Square back finishing is not supported for single-folding and saddle stapling of less than 5 sheets.

Crease / Two-sided Trimmer D2 (Optional)

Item	Description	
Two-sided Trim	Paper Size	Standard size: Max A3, 11 x 17"; Min A4, Letter Custom size: Max 330 x 488 mm; Min 194 x 210 mm
	Paper Weight	52 to 350 gsm
	Trim dimensions	One side: 6 to 25 mm
Crease	Paper Size	Standard size: Max A3, 11 x 17"; Min JIS B5 Custom size: Max 330 x 488 mm; Min 182 x 210 mm
	Paper Weight*1	52 to 350 gsm
	Number of lines*2	1 to 5
Power Supply / Maximum Power Consumption	AC100-240 V +/- 10%, 4 A (100 V) / 2 A (240 V), 50/60 Hz common, 480 W	
Dimensions / Weight	W 605 x D 725 x H 992 mm, 128 kg	

Note: Exclusive optional for Finisher D6 with Booklet Maker (when Interface Decurler Module D1 is installed).
*1: Up to 300 gsm is supported for booklet finishing. 157 gsm or more is supported for single sheet.
*2: The continuous print speed will decrease significantly as the number of lines increases.

Finisher D6 / Finisher D6 with Booklet Maker (Optional)

Item	Description	
	Finisher D6	Finisher D6 with Booklet Maker
Type	Output Tray	Sort / Stack
	Finishing Tray	Sort (Offset available) / Stack (Offset available)
	Booklet Tray	Sort / Stack
Paper Size	Output Tray	Standard size: Max A3, 11 x 17"; Min A6 Custom size: Max 330 x 1,300 mm*1; Min 100 x 148 mm
	Finishing Tray	Standard size: Max A3, 11 x 17"; Min A5 Custom size: Max 330 x 488 mm; Min 148 x 148 mm
Paper Weight	Output Tray	52 to 350 gsm
	Finishing Tray	52 to 350 gsm
Paper Capacity*2	Output Tray	500 sheets (A4)
	Finishing Tray	[Without Stapling] A4: 3,000 sheets JIS B4 or larger: 1,500 sheets Mixed Size Stacking*3: 350 sheets
		[With Stapling] A4: 200 sets or 3,000 sheets JIS B4 or larger: 100 sets or 1,500 sheets
Booklet Tray	20 sets*4	
Staple	Capacity	100 sheets (90 gsm or less)*5
	Paper Size*6	Standard size: Max A3, 11 x 17"; Min A5
	Paper Weight	52 to 350 gsm
	Position	Single stapling, Dual stapling, 4 stapling
Punch*7	Number of Holes	2-hole / 4-hole punch or 2-hole / 3-hole punch (US Specifications)
	Paper Size*8	Standard size: Max A3, 11 x 17"; Min JIS B5
	Paper Weight	52 to 220 gsm
Booklet Finishing	Capacity*9	Saddle Staple: 30 sheets (90 gsm or less) Single Fold: 5 sheets (220 gsm or less)
	Paper Size	Standard size: Max A3, 11 x 17"; Min JIS B5
	Paper Weight	60 to 350 gsm
Power Supply	AC100-127 V +/- 10%, 3 A, AC200-240 V +/- 10%, 1.8 A, 50/60 Hz common	
Maximum Power Consumption	360 W	
Dimensions / Weight		W 855 x D 725 x H 1,200 mm, 85 kg When Folder Unit CD2 is installed: W 1,092 x D 725 x H 1,200 mm, 142 kg
		W 892 x D 725 x H 1,200 mm, 105 kg When Folder Unit CD2 is installed : W 1,129 x D 725 x H 1,200 mm, 162 kg

Note: Interface Module D1 or Interface Decurler Module D1 is required to connect to the Main Unit.
*1: For paper longer than 330 x 488 mm, the capacity is not guaranteed. When the optional Banner Print Extension Kit is installed, 150 sheets of long paper up to 330 x 660 mm; 100 sheets of long paper up to 330 x 729 mm; 10 sheets of long paper up to 330 x 1,300 mm can be stacked.
*2: 82 gsm paper.
*3: When larger size sheets are stacked on top of smaller size sheets.
*4: When 16 sheets/set.
*5: 65 sheets for sizes exceeding A4.
*6: Available staple positions vary depending on the paper size.
*7: Optional.
*8: Available number of punch holes varies depending on the paper size.
*9: The maximum number of sheets varies depending on the paper weight. Booklet may not be tightly closed depending on the size or type of the paper.

High Capacity Stacker A2 (Optional)

Item	Description	
Paper Capacity*1	Output Tray*2	500 sheets*3
	High Capacity Stacker - Stacker Cart	5,000 sheets
Paper Size	Output Tray	Standard size: Max A3, 11 x 17"; Min A6 Custom size: Max 330 x 1,300 mm; Min 100 x 148 mm
	High Capacity Stacker - Stacker Cart	Standard Size: Max A3, 11 x 17"; Min JIS B5 Custom Size: Max 330 x 488 mm; Min 203 x 182 mm
Paper Weight	Output Tray	52 to 350 gsm
	High Capacity Stacker - Stacker Cart	52 to 300 gsm
Power Supply / Maximum Power Consumption	AC100-240 V +/- 10%, 1.5 A (100 V) / 0.8 A (240 V), 50/60 Hz common, 192 W	
Dimensions / Weight*4	W 800 x D 725 x H 1,042 mm, 155 kg	

Note: Interface Decurler Module D1 is required.
*1: 80 gsm paper.
*2: For paper longer than 330 x 488 mm, the capacity is not guaranteed. When the optional Banner Print Extension Kit is installed, 100 sheets of long paper up to 330 x 729 mm; 10 sheets of long paper up to 330 x 1,300 mm can be stacked.
*3: When the optional Banner Print Extension Kit is installed, 250 sheets.
*4: Including Stacker Cart.

Interface Module D1 (Optional)

Item	Description
Power Supply / Maximum Power Consumption	Supplied from the Finisher D6 or Finisher D6 with Booklet Maker
Dimensions / Weight	W 165 x D 725 x H 992 mm, 25 kg

Note: Interface Module D1 or Interface Decurler Module D1 is necessary for connecting Finisher D6 or Finisher D6 with Booklet Maker to the printer.
Note: When this option is installed, the only option for the connectable Finisher D6 or Finisher D6 with Booklet Maker is Folder Unit CD2.

Interface Decurler Module D1 (Optional)

Item	Description
Power Supply / Maximum Power Consumption	AC100-240 V +/- 10%, 2.5 A (100 V) / 1.0 A (240 V), 50/60 Hz common, 250 W
Dimensions / Weight	W 340 x D 725 x H 992 mm, 40 kg

Note: Interface Decurler Module D1 is necessary for connecting High Capacity Stacker A2 to the printer.
Note: Interface Module D1 or Interface Decurler Module D1 is necessary for connecting Finisher D6 or Finisher D6 with Booklet Maker to the printer.

ApeosPro C810 / C750 / C650 Specifications

Insertor D1 (Optional)

Item	Description
Paper Size	Standard size: Max A3, 11 x 17"; Min A5*1 Custom size: Max 330 x 488 mm; Min 182 x 148 mm
Paper Weight	52 to 350 gsm
Paper Capacity*2	250 sheets
Power Supply	Supplied from the Interface Decurler Module D1
Dimensions / Weight	W 700*3 x D 725 x H 1,235 mm, 45 kg

Note: Exclusive optional for Finisher D6 or Finisher D6 with Booklet Maker (when Interface Decurler Module D1 is installed).

*1: Available when custom size is entered.

*2: 82 gsm paper.

*3: The width of the paper transfer area when connected to the device is 165 mm.

- If the storage media of the base unit fail, loss of received data, accumulated data, registered setting data, etc. may occur. In no event shall the Company be liable for any damages whatsoever arising from loss of data.
- Performance is not guaranteed for all paper types. Please contact your local FUJIFILM Business Innovation representative for recommended paper.
- Functional spare parts will be available for at least 7 years after the product is no longer manufactured.

Enhanced basic functions

Copy

- Output Color
- Paper Supply
- Reduce/Enlarge
- Slight Reduction
- Auto 2 Sided Output
- Pages per Side (2 Pages / 4 Pages / 8 Pages)
- Copy Output (uncollated/collated)
- Single Color / Dual Color Copy
- Copy (ID Card)
- Mixed Size Originals
- Original Size
- Image Enhancement
- Book Copying / 2 Sided Book Copying
- Edge Erase
- Image Shift
- Mirror Image / Negative Image
- Image Rotation
- Booklet Creation
- Multiple-Up x Booklet Creation
- Book Copying
- Covers
- Poster
- Repeat Image
- Preset Repeat Image
- Annotations
- Watermark(optional)
- Delete Outside / Delete Inside
- Combined Job
- Sample Job
- Staple / Hole Punch / Folding (optional)

Print

- PCL
- PostScript (optional)
- Multi-Model Print Driver 2
- Secure Print
- Sample Set
- Delayed Print
- Print from Folder
- Form Registration
- Multiple-Up
- Booklet Creation
- Multiple-Up x Booklet Creation
- Poster
- Covers / SeparatorsLong Paper Printing
- Envelope printing
- Private Charge Print
- Charge Print
- Print from USB (optional)
- Staple / Punch / Folding (optional)
- Server-less On-Demand Print (optional)

Fax (Optional)

- G3 x maximum 3 ports (optional)
- Internet Fax
- SIP Fax (optional)
- Send Direct Fax
- Address Book (maximum 5,000 entries)
- Broadcast Transmission / Group Transmission
- Redial / Resend Unsent Documents
- Rotate 90 Degrees
- Preview
- 2 Sided Scanning
- Resolution
- Lighten / Darken
- Original Type
- Mixed Size Originals
- Transmission Header
- Priority Send / Delay Start
- Cover Page
- Remote Folder
- Transmission Report
- Activity Report
- Re-enter Recipient
- Prevents Unsolicited Faxes
- Prohibit Direct Fax
- Receive Paperless Fax
- Simple Image Log Support
- Paperless Fax Delivery (optional)

Scan(optional)

- Scan to Folder (TWAIN driver/Web browser)
- Transfer via SMB/FTP/SFTP
- Email
- Scan (URL)
- Scan to USB (optional)
- Simultaneous transmission such as Email / Transfer via SMB, etc.
- ScanAuto
- Preview
- Color Scanning
- 2 Sided Scanning
- Mixed Size Originals
- File Format: TIFF / JPEG / PDF*1 / XDW(DocuWorks)*2
- Microsoft Excel/Word format (optional)
- Single File for Each Page
- Searchable Text (optional)
- High Compression (High Speed)(optional)
- Job Flow Sheets
- Scan Delivery (optional)

*1: High Compression / Specific Color / Searchable Text / Security / Signature / Optimise For Quick Web View

*2: High Compression / Specific Color / Searchable Text / Security / Signature

Others

- Local Authentication
- Remote Authentication (optional)
- Microsoft Entra ID*3 linked authentication (optional)
- IC Card Log In (optional)
- Serverless Authentication (optional)
- Secondary Ethernet (optional)
- Wi-Fi Support (optional)
- Data Encryption
- Data Overwrite (optional)
- Secure Watermark (optional)
- Image Log (optional)
- Message screen from an administrator
- Job History Export

*3: Formerly Azure Active Directory.

Note: More options may need to be added depending on the model.

fujifilm.com/fbnz



G7 certification for GP Controller v4

Fogra certification for GP Controller printing system

FUJIFILM

FUJIFILM Business Innovation New Zealand Limited

10-12 Landing Drive, Mangere, Auckland 2022, New Zealand
Tel. 0800 493 769

The available model varies depending on the country/region. Please ask the sales representatives for details.

The product specifications, appearance and other details in this brochure are subject to change without notice for improvements.

Reproduction Prohibitions Please note that reproduction of the following is prohibited by law : •Domestic and foreign currencies, government-issued securities, and national bonds and local bond certificates. •Unused postage stamps, post cards, etc. •Certificate stamps stipulated by law. •Reproducing works forming the subject matter of copyright (literary works, musical works, paintings, engravings, maps, cinematographic works, drawings, photographic works, etc.) is not permitted unless the reproduction is for the purpose of personal use, family use or other similar uses within a limited circle.

Trademarks •FUJIFILM, FUJIFILM logo and FUJIFILM iWpro are registered trademarks or trademarks of FUJIFILM Corporation. •Apeos, ApeosPro, Cloud Service Hub, Cloud On-Demand Print, Working Folder is registered trademarks or trademarks of FUJIFILM Business Innovation Corp. •Adobe, Adobe logo, PostScript and PostScript logo are either registered trademarks or trademarks of Adobe in the United States and/or other countries. •Windows, Windows Server and Active Directory are registered trademarks of Microsoft Corporation. •G7 is a registered trademark of Idealliance. •PANTONE and other Pantone trademarks are trademarks or registered trademarks of Pantone LLC in the United States and/or other countries. •All product names and company names mentioned in this brochure are trademarks or registered trademarks of their respective companies.



For Your Safety

Before using the product, read the Instruction Manual carefully for proper use. Use the product with the power source and voltage specified. Be sure to establish ground connection. Otherwise, electronic shock may result in the case of a failure or short circuit.