

ApeosWide 3030



# Seamlessly Integrated Wide Format System for In-house office requirements

Wide-format device for large size document management. A true fit to your engineering office requirements of high-precision clean image reproduction, fast output speed, and uncompromising security at its heart.



MF model

Print Copy Scan\*

\*An optional Color Scan Memory KIT is required.

## ApeosWide 3030

Print speed (A1 LEF)	Model	Paper Feed Tray	Print	Copy	Scan
<b>7.0</b> sheets/minute	MF	2 Roll	✓	✓	✓

# ApeosWide™ 3030

## High Performance Engineering System

---

- Customised Job flow
- Batch output of multiple drawing data
- Simplified drawing distribution and control processes
- Easy data output with optimum image quality

## Efficient Workflow

---

- Promotes digitisation with high-resolution scanning
- Uncompromising security with ease of use

## Security

---

- Secure printing
- Enhanced authentication function

## Smooth Operability

---

- Uninterrupted operations

## Useful Options

---

- Other options

# High performance Engineering System

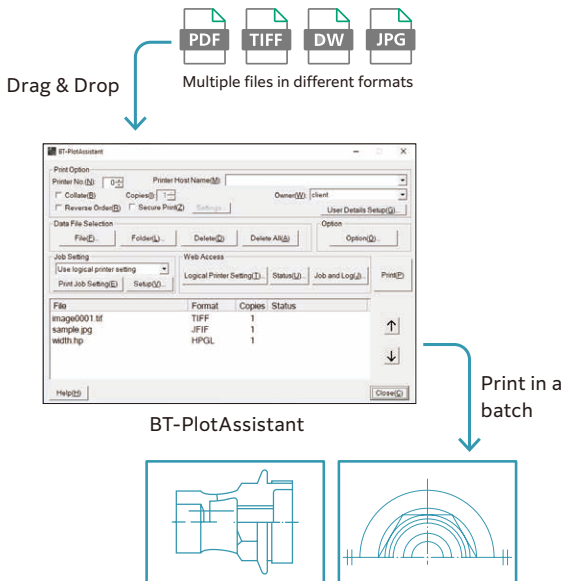
## Batch output of multiple drawing data

### Easily print out with multiple requirements

Improve work performance and save time by simple drag and drop function to submit data files for printing as part of batch processing with BT-PlotAssistant\*. Print parameters, device status and print results can be checked easily on the PC itself.

\*Optional.

#### Functions of BT-PlotAssistant



## Easy data output with optimum image quality

### Reproducing clear fine lines and

**small texts** (high resolution at 1,200 dpi)

Easy to read or correct print outs of drawings and text with reproduction of fine lines and small texts using new LED print head with a high performance light-emitting device.

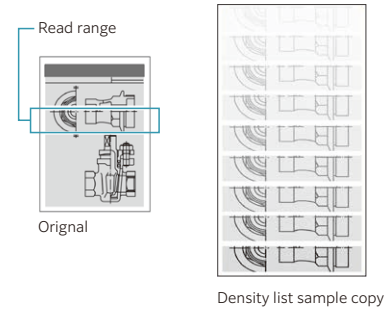
### EA-Eco LGK toner suitable for printing drawings

Sharp and clear drawings which are easy on the eyes can be reproduced with the gloss-suppressed EA-Eco LGK toner.

### “Sample Copy” Function

“Sample Copy” function can be used to check how your copy will turn out.

Note: An optional Color Scan Memory KIT is required.



### Long Paper Copying

Long documents of up to 15 m\*, such as drawings for roads and railroad tracks, can be copied in a batch.

\*Plain paper

## Simplified drawing distribution and control processes

### Stamp/Date Copying

Electronic stamp can be added on the printed sheet.

Up to 99 stamp patterns created on a PC can be registered.

It eliminates the need to manually stamp drawings before distribution.

Note: An optional Stamp KIT is required.



Note: The above stamp is image. Check the actual stamps on the device.

# Efficient Workflow

## Promotes digitisation with High Resolution Scanning

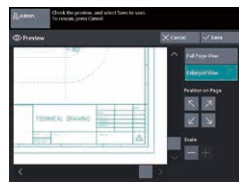
### A0 600 dpi Scanning

Vibrant colour scanning of A0 size documents at 600dpi. To prevent scanning mistakes, you can preview scanned images first. Loading next document in the scanner immediately starts document scanning, which makes it useful even when you are scanning multiple documents.

Note: An optional Color Scan Memory KIT is required.



View preview



Zoom to display the drawing information

### Scan to PC

Scanned drawings can be stored directly to your PC (SMB shared folder) on the network. TIFF, PDF, JPEG, and DocuWorks formats are supported.

### Scan (URL)

Scanned drawings are temporarily saved in the device and you are sent an email with a URL for retrieving saved ones. This feature enables you to retrieve scanned drawings via a web browser when data size is too large to be sent as an email attachment.

Note: Only when using authentication

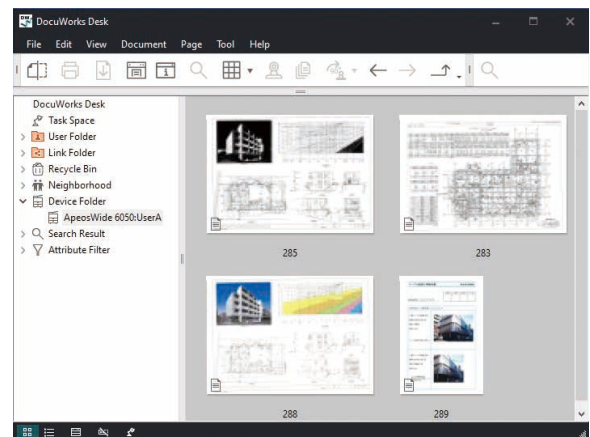
### Concurrent scanning and printing

Eliminate waiting time and increases operational productivity by performing scan and print at the same time.

### Scan to Folder

Documents can be saved to a folder in the device and imported from a PC. By registering the folder in DocuWorks Desk\*, scanned and saved documents can be checked in form of thumbnails.

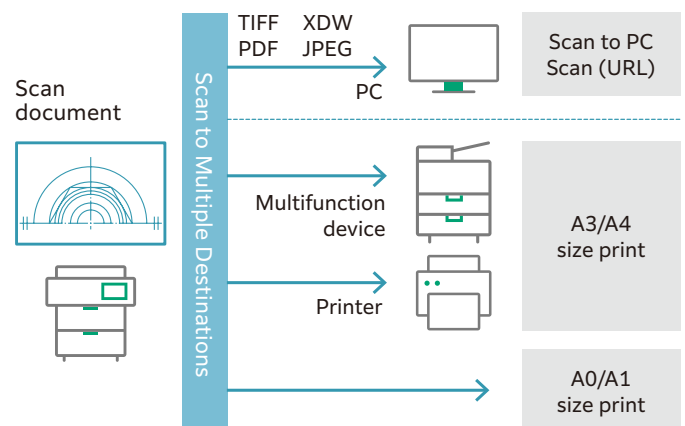
\*Separately sold software "DocuWorks" is required



## Uncompromising security with ease of use

### Efficient scanning

To improve workflow efficiency, multi-send scan allows you to save and print a file simultaneously with a single scan operation. Print to other multifunction devices on the same network is selectable.



# Security

## Secure Printing

### Private Charge Print

Prevents misprints left on the device, and protects the privacy of the users' print jobs by authenticating with the device first before seeing their print jobs.

Note: The authentication mode must be enabled.



### Password security

Password can be set when scanning and directly saving DocuWorks or PDF documents to your PC. Restrictions can be imposed to allow only specific users to view and print documents.

### Supports secure communication with TLS1.3\*

TLS1.3 provides enhanced privacy and performance of networked communications.

\*Transport Layer Security

## Enhanced Authentication Function

### Authentication

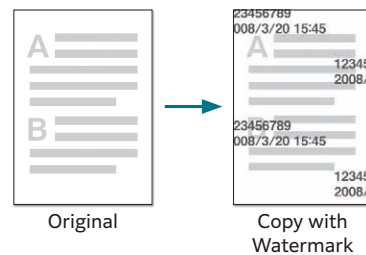
Prevent access of unauthorised users by authentication with the user data in the device or in an external server.

### Data encryption (Data tampering prevention)

Encrypts data and prevents data tampering.

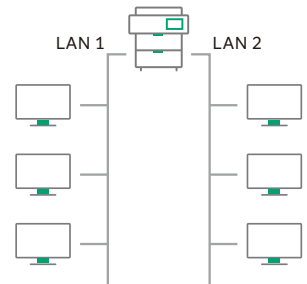
### Watermark

You can print text on the background of the document to prevent copying of confidential documents.



### Two separate connections in one device

Prevents sharing of confidential documents in the same device by using the secondary ethernet kit to allow users to share and use the same device for printing in two completely independent network environments.



### IC Card authentication\*

Deters unauthorised users from operating and accessing the device by allowing users to authenticate with the device with a tap of the IC Card. Like multifunction printers for office, you can also use the device without authentication by holding an IC card over a card reader.

\*Optional.

# Smooth Operability

## Uninterrupted operations

### Improves productivity of printed drawings

Maintains excellent continuous print speed and output quality, even during long runs.

ApeosWide 3030	A0	A1 LEF
	3.2 sheets/minute	7.0 sheets/minute

### Automates system administration with EP-BB\* light

Maximise productivity and minimise downtime by connecting the device with our EP centre via encrypted internet lines.

\*EP-BB : Enterprise Broad Band service

### Automatic meter reading

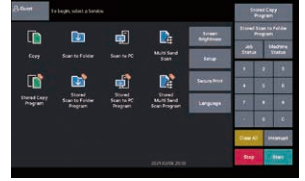
The machine automatically notifies the meter counts on the preset date and time daily and monthly.

### Updating to the latest version of the controller software

The latest version of the controller software is downloaded as needed, allowing updating the device. This has two methods, which are manual updating by the system administrator via the control panel and automatic updating with date/time specified beforehand.

### New and refreshed UI panel

10.1-inch colour LCD panel with excellent visibility.



### Space-saving inner output

Paper sizes up to A1 size (LEF in case of A1 sizes) can be handled from the internal output tray of the device main body.

Note: Optional Paper Catch Tray (Front) is required for A0 / A1 SEF.

## Useful Options

### ① Paper Catch Tray (Front)

A tray for storing printed paper to the front of the device.

### ② Document Catch Tray (Rear)\*

A tray for storing originals outputted to the rear of the device in flat condition.

### U-Turn Guide A for MID type / B for Low type\*

Deliver original documents to the front side

### Manual Feed Guide

Guide used for manual paper feed

### Color Scan Memory KIT

Enables the black-and-white scanner of ApeosWide 3030 MF to be upgraded to colour scanner.

### PS/PDF KIT

Required to print/scan to PDF/PostScript® format data.

### Stamp KIT

A digital stamp that is printed on the output paper in black-and-white.

\*Select required option.



# ApeosWide 3030 Functions & Specifications

## Basic Specifications

Item	Description
Type	Console*1
Memory capacity	4 GB (Max: 4 GB)
Storage Device Capacity*2	120 GB or larger
Printing Resolution	1,200 x 1,200 dpi
Continuous Print Speed*3	A0 Portrait: 3.2 sheets/minute
	A1 Landscape: 7.0 sheets/minute Portrait: 5.0 sheets/minute
	A2 Landscape: 9.0 sheets/minute Portrait: 7.0 sheets/minute
	A3 Landscape: 10 sheets/minute Portrait: 9.0 sheets/minute
	A4 Landscape: 12 sheets/minute Portrait: 10 sheets/minute
Paper Tray Capacity	[2-Roll Model (MF)] Roll paper feed 1-tray x 2, Manual Feed (Single-sheet feed)
Paper Size	Roll paper feed [Roll paper] A0, A1, A2, A3, JIS B1, JIS B2, JIS B3, ISO B1, ISO B2, ISO B3, 880 mm / 860 mm, 625 mm / 620 mm, 440 mm / 435 mm, 310 mm, 36", 34", 30", 24", 22", 18", 17", 15", 12", 11" Width: 279.4 to 914.4 mm Outside diameter of the roll: 175 mm or less
	Manual Feed [Cut Sheet] A0, A1, A2, A3, A4, JIS B1, JIS B2, JIS B3, JIS B4, ISO B1, ISO B2, ISO B3, ISO B4, 880 mm / 860 mm, 625 mm / 620 mm, 440 mm / 435 mm, 36", 34", 30", 24", 22", 18", 17", 15", 12", 11", 9", 8.5" Width: 210 to 914.4 mm Length: 210 to 2,000 mm
Paper cutting system	Standard size cut, synchronised cut, variable length cut
Paper Type / Paper Weight*4	Plain paper: 64 to 110 gsm, Tracing paper: 90 to 112 gsm, Film: 75 to 100µm
Image loss width	Roll/Cut paper: Lead Edge 5 mm, Trail Edge 5 mm, Right & Left Edges 3 mm (Outside diameter of the roll (remaining) 100 mm or larger)*5
Warm-up Time	180 seconds or less (22 degrees Celsius room temperature)
Power Supply	AC220-240 V - 10% + 6%, 10 A, 50/60 Hz common
Maximum Power Consumption*6	2.4 kW
Dimensions	MF Model: W 1,432 x D 729 x H 1,180 mm
Weight*7	2-Roll Model (MF): 227 kg

\*1: Scanner, Printer, All-in-one \*2: The storage capacity is not totally available for customers. \*3: The speed may be reduced due to the image quality adjustment. The performance may be reduced depending on the paper type. \*4: It is recommended to use our recommended paper. Correct print output may not be possible depending on the requirement. \*5: Image loss width when outside diameter of the roll (remaining) is less than 100 mm: Lead edge 8 mm, Trail edge 8 mm. \*6: Sleep mode: 4.9 W. \*7: The weight is without any toner and paper.

## Copy Function

Item	Description
Original Feed System	Original transfer type
Original Size	Maximum width: 914.4 mm, minimum width: 182 mm Maximum length: 15,000 mm, minimum length: 210 mm
Original Thickness	When ejecting frontward: 0.05 to 0.2 mm When ejecting rearward: 0.05 to 1.0 mm*1
Original Type	Text & Line, Text/Photo, Printed Original, Photograph, Blueprint, Transparent, Uneven-Toned Background
Scan Resolution	600 x 600 dpi
Copy Size	Width: 210 to 914.4 mm, Length: 210 to 15,000 mm (plain paper) Width: 210 to 914.4 mm, Length: 210 to 2,500 mm (tracing paper/film)
Continuous Copy*2	99 sheets
First Copy Output Time	25.0 sec. (with A0 size original, upper roll 1, When ejecting frontward) 24.0 sec. (with A0 size original, upper roll 1, When ejecting rearward)

\*1: It is possible to scan a flat and hard original (styrene board, heavy paper) whose thickness exceeds 0.2 mm, up to 1.0 mm thick. The flat and hard original must be supported by your hand while scanning. However, the document transportation and the output image quality is out of guarantee. \*2: Copy process may stop temporarily for stabilization of image quality.

## Print Function

Item	Description
Print Size	The same as copy size supported in copy function
Continuous Print Pages*1	99 sheets
First Print Output Time	22 sec. (with A0 size original, 1.28 MB data, upper roll 1, When ejecting frontward) 21 sec. (with A0 size original, 1.28 MB data, upper roll 1, When ejecting rearward)
Page Description Language	Standard - Optional Adobe® PostScript® 3™
Network Protocol	TCP/IP (IPv4 / IPv6, LPR, FTP)
Supported Operating System*2	Standard Windows 11 (64bit), Windows Server 2025 (64bit), Windows Server 2022 (64bit), Windows Server 2019 (64bit), Windows Server 2016 (64bit)
	Optional (Adobe® PostScript® 3™ Driver) macOS 26 / 15 / 14 / 13 / 12
Interface	Ethernet 1000BASE-T / 100 BASE-TX / 10BASE-T 2 systems

\*1: Copy process may stop temporarily for stabilization of image quality at continuous printing with long paper or heavyweight paper. \*2: Please refer to our official website for the latest supported OS.

## Scan Function

Item	Description
Type	Standard Black & White Scanner Optional* Colour Scanner
Scan Resolution	600 x 600 dpi, 400 x 400 dpi, 300 x 300 dpi, 200 x 200 dpi, 150 x 150 dpi
Scan Mode	Text & Line, Text/Photo, Printed Original, Photograph, Blueprint, Transparent, Uneven-Toned Background
Scan Speed*1	B/W / Grayscale Very high speed: 203.2 mm/sec (Resolution 300 dpi or less) High speed: 101.6 mm/sec Low speed: 50.8 mm/sec
	Full Colour Mid speed: 67.6 mm/sec (Resolution 300 dpi or less) Very low speed: 33.8 mm/sec
	Interface Ethernet 1000BASE-T / 100 BASE-TX / 10BASE-T

\* Optional Color Scan Memory KIT is required for grayscale/full colour scanning.

### Notes

- 1) If the storage media (such as hard disk drives) of the base unit fail, loss of received data, accumulated data, registered setting data, etc. may occur. In no event shall "the company" be liable for any damages whatsoever arising from loss of data.
- 2) Functional spare parts will be available for at least 7 years after the product is no longer manufactured.

fujifilm.com/fbnz



Adobe PostScript

# FUJIFILM

**FUJIFILM Business Innovation New Zealand Limited**

10-12 Landing Drive, Mangere, Auckland 2022, New Zealand  
Tel. 0800 493 769

The available model varies depending on the country/region. Please ask the sales representatives for details.

The product specifications, appearance and other details in this brochure are subject to change without notice for improvements.

**Reproduction Prohibitions** Please note that reproduction of the following is prohibited by law : •Domestic and foreign currencies, government-issued securities, and national bonds and local bond certificates. •Unused postage stamps, post cards, etc. •Certificate stamps stipulated by law. •Reproducing works forming the subject matter of copyright (literary works, musical works, paintings, engravings, maps, cinematographic works, drawings, photographic works, etc.) is not permitted unless the reproduction is for the purpose of personal use, family use or other similar uses within a limited circle.

**Trademarks** •FUJIFILM and FUJIFILM logo are registered trademarks or trademarks of FUJIFILM Corporation. •ApeosWide is registered trademark or trademark of FUJIFILM Business Innovation Corp. •Apple, Mac, macOS, OS X and AirPrint are trademarks of Apple Inc. registered in the U.S. and other countries and regions. •Adobe, Adobe logo, PostScript and PostScript logo, Adobe PDF are either registered trademarks or trademarks of Adobe in the United States and/or other countries. •All product names and company names mentioned in this brochure are trademarks or registered trademarks of their respective companies.



### For Your Safety

Before using the product, read the Instruction Manual carefully for proper use. Use the product with the power source and voltage specified. Be sure to establish ground connection. Otherwise, electronic shock may result in the case of a failure or short circuit.

The information is as of June, 2026. PIC-0173 NZ (2110-R3)