FUJIFILM | Business Innovation

scannervision™

Your documents in the **right place**, at the **right time.**



https://scannervision.com

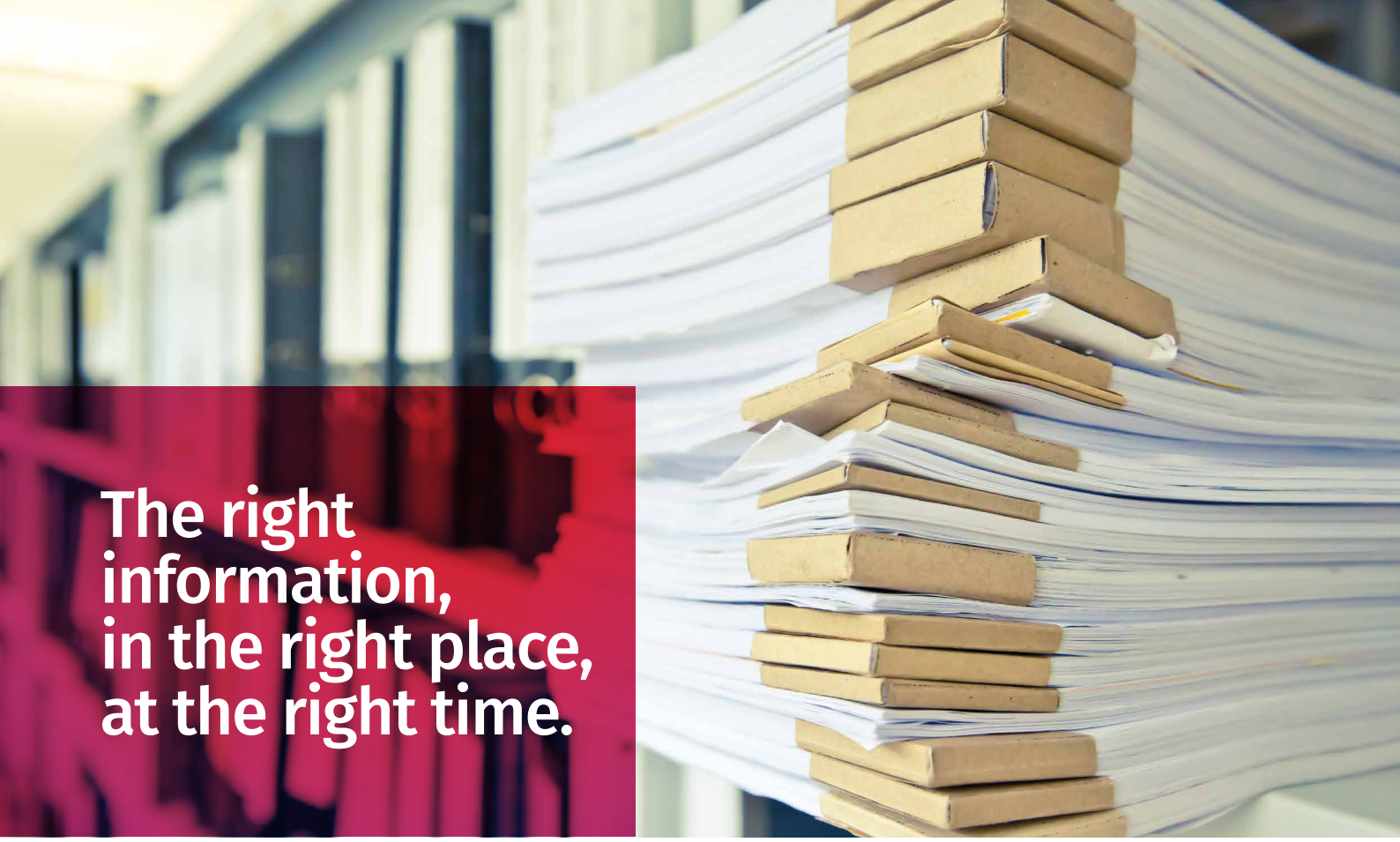

The right information, in the right place, at the right time.

It is a challenge for any organization when the information is only available on papers. In today's fast-paced world, everyone needs access to information 24/7.

Distribution and maintainance of information on paper is not only time consuming but also resource intensive. The paper based information is at a high risk of being misplaced or lost.

Converting paper based information into a digital format is just the first step. Making sure the digital information is distributed to the right target audience within the organisation, archiving them according to the policy and procedure, at the same time, making sure the process is safe and easy to maintain, that, in itself is a challenge.

ScannerVision™ is a capture solution that automate document workflows that works with scanned documents and various documents generated by other applications.

Our solution's workflow forms a bridge between MFP or business application (that produces documents) and a destination such as network folder or a back-end application used by your organisation. Automatically converts documents, enriches the documents with critical data provided by the MFP or the business application and stores them in the right destination, saving money, time and resources in the process.

ScannerVision™ has many readily available connectors that connects to every popular ERP and DMS like Ceyoniq, SharePoint, M-Files and Net Documents. These connectors empower employees to send their documents using their own account, while complying to the application's security policy. Combined with our powerful script, expression and query editors, you can create enhancements that fulfill your specific requirements. The application and possibilities you can create with our solution are endless.

Our enhanced Parallel Processing Engine enable the application to process multiple documents simultaneously and almost cut the processing time by half, further saving more valuable time and money in the end.

You are IN COMPLETE CONTROL over how much processing resources of ScannerVision™ should be utilized from the system and decide how fast it should perform.

Our solution streamlines complex document workflows into an easy to manage process. Delivering the best performance to value ratio compared to other products in the market.

How you can automate your workflow?

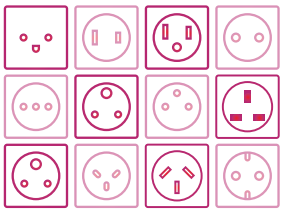

Full Connectors Range

Perform any file-based task quickly and easily, such as file transmission and document system communication with connectors that link the Processing Engine to proprietary document management systems and file servers. Upload your documents directly to a host of web servers, online web services and third party applications, thanks to the wide range of connectors available.

Conditional Connector Execution

Now you have option to specify the conditions under which a connector executes. Conditions can be based on the presence of a word in the metadata, numbers equal to, smaller than, etc. Any metadata extracted from the document can be used whether it is 1D or 2D barcodes, Zonal OCR or full text OCR to drive the conditions for connectors.

Conditional SEE (ScannerVision™ Expression Editor)

SEE offers the full use of Regular Expression to select parts of or even modify metadata before it is used. The SEE also shows the expected output in real time so no more guessing what the outcome of your espression will be. In the **ScannerVision™**, we have raised the bar even further with an improved SEE. You will now be able to apply conditions in your expression!

Zone Recognition

Automatically capture data from a specific zone on the document. Zone for all 4 supported zonal OCR functions namely Zone OCR, ICR, MICR and OMR can be configured in the same interface using the same sample document (which is stored in the template!) and on multiple pages! Now you can also name your zones! This make it much easier to identifydifferent zones.

Maintain productivity even when working remotely.

Barcodes and QR Codes

ScannerVision™ can extract information from 1D and 2D barcodes to use in the metadata or add barcodes into scanned documents for easier processing later on. It's possible to specify advanced settings for each individual barcode and also to supply sample data which will then appear automatically in the SEE as the tag data when the metadata is used.

ScannerVision™ Forms Recognition

The Forms Recognition option will automatically recognize each document and process it using the right workflow template. There's no need to use different buttons or create different categories, Forms Recognition will do this job automatically making the process faster and easier. Forms are unlimted and the form creation process is totally automatic.

Bi-directional Connectors

Do live browsing against their part applications. Bi-directional Connectors makes it possible to select from a picklist the exact folder or library from the final output site in real time. If you combine this option with the new Forms Recognition module, you can really create an advanced workflow and at the same time it is really user friendly! More powerful with less efforts.

Dual OCR Engine

Now you have an option to specify the conditions under which a connector executes. Conditions can be based on the presence of a word in the metadata, numbers equal to, smaller than, etc. Any metadata extracted from the document can be used whether it is 1D or 2D barcodes, Zonal OCR or full text OCR to drive the conditions for connectors.

PDF Signing

Digitally sign any document processed through ScannerVision™ server. Any process created by ScannerVision™ can be easily completed by including a digital signature as well as a timestamp issued by an authorized entity. The digital signature allows users to sign any processed document (only PDF output). Documents can be signed with the digital signature provided by the administrator.

User Import & Sync

Import users from Microsoft Active Directory (AD), CSV (CSV) files and databases (DB). Users can even schedule imports using the Windows Task Scheduler. Importing instances can either be scheduled individually from its respective configuration screen or an on-demand import of an instance can be scheduled. All import sources offer a set of options that allows you to define the behavior of the particular import Source.

Parallel Processing Engine

ScannerVision™ is able to process more than one document at the same time by using additional document processor(s). When there are 2 or more documents in queue to be processed, each processor will take one document from the queue and process it. This will reduce processing time significantly and the processing speed is multiplied by the number of available processors.

User-based Licensing

Connecting multifunctional devices to ScannerVision™ normally requires multiple licenses for each of the IP address. With User-based Licensing which currently this is only applicable to aivika, a user can use two types of aivika clients at the same time: PC and mobile. This allow the user to work on different devices anytime, anywhere.

Zonal Barcode Recognition

Scan for all the codes on a page, read and display the symbology for a given barcode. Zones can be created automatically and can be assigned a unique metadata tag and other settings per barcode zone.

Single Sign-on Functions

Connect **ScannerVision™** server with a wide range of accounting and security software like Papercut, Equitrac, MyQ, KYOCERA Net Manager or aQrate. The single sign-on functionality will make the authentication process easy and secure. Users will be able to authenticate across any of those software and have immediate access to their own workflows at ScannerVision™ Embedded client.

Single Sign-on across all connectors, connector picklists and clients

A user who is logged in at the MFP will also be logged in as himself/herself in SharePoint, DropBox and any other connector. With this, once a user has been identified in **ScannerVision™**, ALL activity in the processing workflow will logically be done AS THAT USER. this means that the SharePoint, DropBox, NetDocuments, etc. (and any connector for that matter) will upload documents as the user, and not the system administrator - as is currently the case. The authentication tokens of all these systems will be stored securely in the **ScannerVision™** database and the user will be able to set them up from his/her own computer. System administrators will not have to get involved in the process.

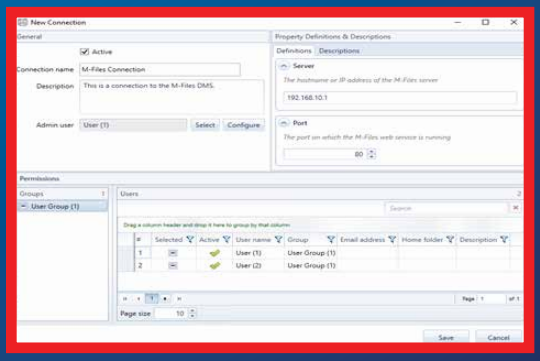

Data Sheet

General

- Full user interface including connectors and modules
- Workflow Import/Export tool
- **ScannerVision™** 7 or 8 automatic workflow conversion
- Automatic workflow integrity checking
- Professional Services custom screen
- Certificate-signed and encrypted configuration database
- Equitrac, PaperCut, MyQ / Kyocera Net Manager / aQrate authentication / Single Sign On
- UI to manage thousands of users and clients
- Language selection
- Password protected user interface
- Multi-level logging
- Remote deployment to MFP (specific brand)

ScannerVision™ Document Process

- **ScannerVision™** Professional OCR Engine
- **ScannerVision™** Advantage OCR Engine
- Selectable output format (BMP, GIF, JPEG, JPEG2000, PCX, PDF, PNG, PS, TIFF, WMF, DOC, XLS, RTF, SPDF, PDF/A, XPS)
- Process multiple documents simultaneously
- File Summary Information can be generated from metadata for each document
- ABC compression module
- 1D Barcode reading (including document splitting)
- 2D Barcode reading (including document splitting)
- 1D and 2D Barcode writing
- Export metadata values and OCRed text to XML/TXT/CSV and HTML formats
- Forms Recognition module
- Image Processing Setting module (including blank page removal, border removal, etc...)
- Document annotation module (insert watermarks and customizable stamps based on metadata)
- **ScannerVision™** Expression Editor tool including conditional metadata expressions
- Zonal OCR engine with custom metadata fields and multi-page documents compatibility
- Optical Mark Recognition module (compatible with Zone OCR)
- Magnetic Ink Character Recognition module (compatible with Zone OCR)
- Intelligent Character Recognition (ICR) (compatible with Zone OCR)
- User customizable email notifications

ScannerVision™ Capture

- Capture documents from a Hot-Folder structure (including sub-folders)
- Capture from FTP source
- Capture from eMail source, POP3, IMAP servers (SSL supported)
- Capture from TWAIN compatible devices
- Capture from mobile devices (Android and iOS)
- Image editing ie: Rotate, Flip, Crop, Resize, etc...
- Scanned document preview (desktop/mobile)
- Kyocera, Triumph-Adler, UTAX, FujiXerox, HP, Epson, Sharp, Canon ScanFront 400 and Ricoh embedded /web clients
- Flexible zone capturing to fill in metadata automatically (using built-in OCR engine)
- Picklist creation from multiple sources (SQL, SML, LIST, BROWSE, VBS, CONNECTOR, C#)
- Capture process timer
- Multi capture
- Active Directory/LDAP and CSV users import

Store

- Conditional/Multi Instance connector execution
- Standard connectors: Window File System, SQL, eMail, WebDAV, File Transfer Protocol (FTP), VBscript, Jscript, Powershell, C#
- Optional connectors*: NetDocuments, M-Files, xplan, UNIT4 Cura, Hyarchis, Evernote, MyDoc, iCAB, Docuware, Dropbox, SharePoint (online), Google Drive, Sage One, SV One Lite, DocQuijote, Exact, AFAS, Ceyoniq, Xplan, eDocPro, Objective, FileDirector, ChipSoft, HiX, Nedap ONS, Plancare, Regas

**depends on chosen license type*

scannervision™

Capture
Process
Store

ScannerVision™ is a trademark of
Ubunye Group of companies

Minimum Hardware

Window Operating System (OS) running on computer with at least a Dual Core 2 GHz CPU. Minimum 4 GB of RAM. Minimum 40 GB of hard disk space. 100Mbit Network.

Recommended Hardware

Window Operating System (OS) running on computer with at least a Quad Core 2 GHz CPU. Minimum 8 GB of RAM. Minimum 160 GB of hard disk space. 1Gbit Network.

For each Additional Document Processor additional 2 GB of RAM needs to be added.

Operating System

- **Windows 10**
- **Windows Server 2016**
- **Windows Server 2019**

Other Requirements

- **MS .Net Framework 3.5**
- **MS .Net Framework 4.7.1**
- **MS C++ 2015 Redistributable**

FUJIFILM

FUJIFILM Business Innovation New Zealand Limited
10-12 Landing Drive, Mangere, Auckland 2022, New Zealand
Tel. 0800 493 769
fujifilm.com/fbnz

FUJIFILM Business Innovation aims to address environmental issues through climate change mitigation and resource circulation efforts.
The available model varies depending on the country/region. Please ask the sales representatives for details.
The product specifications, appearance and other details in this brochure are subject to change without notice for improvements.

Reproduction Prohibitions Please note that reproduction of the following is prohibited by law : •Domestic and foreign currencies, government-issued securities, and national bonds and local bond certificates. •Unused postage stamps, post cards, etc. •Certificate stamps stipulated by law. •Reproducing works forming the subject matter of copyright (literary works, musical works, paintings, engravings, maps, cinematographic works, drawings, photographic works, etc.) is not permitted unless the reproduction is for the purpose of personal use, family use or other similar uses within a limited circle.

Trademarks •FUJIFILM, FUJIFILM logo and FUJIFILM IWpro are registered trademarks or trademarks of FUJIFILM Corporation. •Apeos, Smart WelcomEyes and DocuWorks are registered trademarks or trademarks of FUJIFILM Business Innovation Corp.
•Microsoft, Active Directory, Azure, Microsoft Entra, Microsoft Edge, Excel, OneDrive, PowerPoint, SharePoint, Microsoft Teams, Windows, and Windows Server are registered trademarks of US Microsoft Corporation in the U.S. and other countries. •Apple, Mac, macOS, OS X, AirPrint, and AirPrint logo are trademarks of Apple Inc. registered in the U.S. and other countries and regions. •Adobe, Adobe logo, PostScript, and PostScript logo are either registered trademarks or trademarks of Adobe in the United States and/or other countries. •Mopria, the Mopria Logo, and the Mopria Alliance word mark and logo are registered and/or unregistered trademarks and service marks of Mopria Alliance, Inc. in the United States and other countries. •QR Code is a registered trademark of DENSO WAVE INCORPORATED. •All product names and company names mentioned in this brochure are trademarks or registered trademarks of their respective companies.

For Your Safety
Before using the product, read the Instruction Manual carefully for proper use. Use the product with the power source and voltage specified. Be sure to establish ground connection. Otherwise, electronic shock may result in the case of a failure or short circuit.

The information is as of October, 2024.