FUJIFILM
Value from Innovation



A3 Colour Multifunction Printer

Apeos C2561

Apeos™

Note: The model in the photo is Model-CPS-B with optional 3 Tray Module.



Embark on your digital transformation journey

Designed to accelerate your digital transformation (DX) journey, new Apeos series with its smart and seamless integration features present itself as a trusted digital partner.











True scalable solutions to start your digital journey



Apeos C2561

Offering Scalability	Promote easier collaboration and enhanced accessibility with paperless office solutions.
Designing Simplicity	Designed for all, our devices deliver ease of use, accessibility and personalisation features for a true intuitive experience.
Creating Environmental Sensitivity	Driving organisation awareness towards creating a low impact environment with advanced features such as low melting point (low energy) toner technology, smart power-saving feature or staple-free finishing.

Apeos C2561

Colour/Monochrome

25 ppm*



Designing simplicity for everyday business needs

Small footprint fits in every office space

The compact design with width of 577 mm and depth of 659 mm* fits everywhere, including tight spaces, maximising office space utilisation.

* For 1 Tray standard configuration.

Produce promotional materials in-house and on-demand

Supports wide range of paper size and weight*[1], giving you the flexibility to personalise and print on envelope, direct mail, posters, promotional banners, or even long POP displays*[2].

*1: Paper weight from 52 to 300 gsm
*2: Long sheets up to 297 x 1,200 mm



Make an impression with every print

Newly developed toner produces exceptional colours in every tone and shade, while high resolution of 1,200 x 2,400 dpi delivers precise lines and text, giving every print a professional look.



Easy-to-use, 7-inch control panel

Effortless and intuitive operation at the touch of your finger

The home screen allows individual user to customise frequently used app buttons and arrangement based on individual preference. Frequently used settings can be “pinned” for easy access on daily basis.

Additionally, you can connect your mobile devices through QR code scanning or NFC to Copy, Fax*[1], Print and Scan*[2] jobs using the Print Utility*[3] application.

*1: Optional
*2: Scan to Mobile, E-mail, Scan to Folder.
*3: Connect to the machine via wireless environment or Wi-Fi Direct® connection. It can be downloaded free of charge from Google Play™ or App Store.
Note: AirPrint, Mopria® Print Service, and Mopria Scan are supported for printing or scanning by using a mobile device.



Professional finishing solutions (optional) that scale with business needs

Exit 2 Tray*[1] , Side Tray

Supports output from three locations for Copy, and Print functions.



Finisher-A3 + Side Tray



・Staple

3 Way output

Quiet design

*1: Standard for Model-CPS-B. *2: 3 Tray Module *6: 80 gsm paper or less.

Promotes DX and collaboration with paperless office solutions

Quick digitisation of high-volume originals

1 pass, 2-sided scanning of up to 80 ppm

The high-speed 1-pass, 2-sided scanning Automatic Document Feeder holds up to 130 sheets* and scans 2-sided document in one go, allowing you to digitise large documents swiftly and effortlessly.

Note: Installed for Model-CPS-B as standard.
* 70 gsm paper



The large grip width makes it easier to lift the automatic document feeder.

- Supports scanning of small-size documents (49 x 85 mm), thick cheques and thin paper receipts (38 to 128 gsm).
- Scanned documents can be transferred to e-mail, PC, or shared servers.
- Supports multi-sending, such as saving a copy to your PC while sending an e-mail to a client in a single scan.

Simple scanning to yourself

With ScanAuto, the pre-installed multifunction printer add-on application, you can easily send scanned data with a touch of a button and the multifunction printer will automatically select scan settings (such as document orientation, 1-sided or 2-sided) that are suitable for the document.

File names can be assigned from presets on the UI screen, ensuring scanned files will not get lost on the PC.

Note: The destination can be selected from Scan (Email) or Scan (to PC)

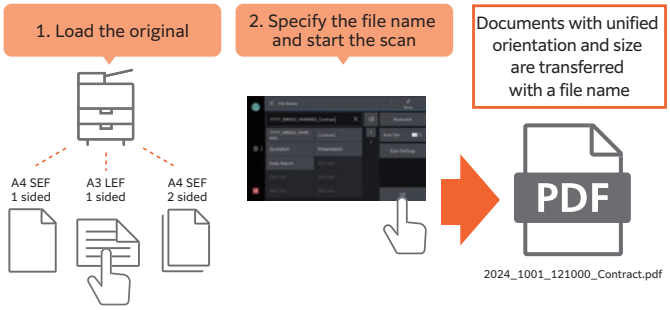

Digitisation of paper documents for effortless document management

Scan Delivery Light* reduces your scanning workload by simplifying complicated and repetitive scanning workflow.

Standard rules and templates can be created easily, allowing you to complete multiple actions (scan settings, storage destination designation and file renaming) with a single touch.

Scanned information can also be managed and utilised centrally, improving productivity and resource optimisation.

* Optional

Scan Delivery Light

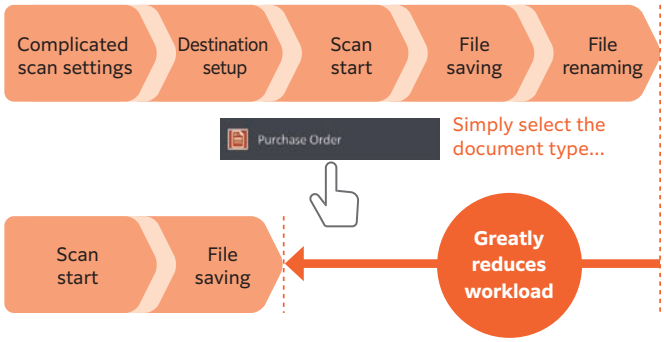

Safeguarding your DX journey with market-leading security

As network connected information devices, the multifunction printer is equipped with state-of-the-art security features to protect your valuable information assets from cyber-attacks and rapidly evolving security threats.

Protect from unauthorised user

- Unauthorised operations and access are prevented by user authentication and usage restrictions.
- Expansion with Secondary Ethernet* allows a single multifunction printer to be used on a separated network, etc.

* Optional

Protect from unauthorised access

- Account lock function
- Restriction of accessible IP addresses
- Prevention of software tampering during multifunction printer startup and operation
- Automatic repair function upon detection of tampering at startup, etc.

Protects Data

- Encryption of communication paths with TLS and IPsec
- Protection of scanned files and e-mails through encryption/ electronic signatures
- Data writing to SSD is encrypted with robust AES-256 encryption, etc.

Prevent information leaks due to operational errors

- Fixing the delivery destination of scanned documents

The multifunction printers of the future

FUJIFILM Business Innovation aims to address environmental issues through climate change mitigation and resource circulation efforts in our business activities. Our products are developed with various innovations and technologies that balances environmental impact reduction and usability.

New toner and a fusing unit with low fusing temperature and high image quality

Adopted a new toner and a fusing unit that enable reducing power consumption during toner fixing, the most power-consuming process in multifunction printers.

By using functional resin, our newly developed toner has achieved industry-leading low fixing temperature*[1] that is 15 degrees lower than the toner used in previous models*[2].

In addition, the adoption of a new fixing unit achieved both low fixing temperature and exceptional image quality.

*1: The toner fusing temperature for A3 laser multifunction printers based on internal study conducted in July 2024.
*2: Toner used in the Apeos C3060 / C2560 / C2060.

Technologies for energy conservation

- Less energy and compact with high resolution printing on LED printhead.
- Saves energy with quick startup and smart power saving feature that solely powers on the required parts according to the functions being used by users.

Designed for now and for the future

In the effort to promote recycling of resources, recycled plastic materials are used* for parts such as the front cover and trays. We have overcome challenges to devise ways to suppress uneven colour of the appearance of recycled plastic, which is said to be difficult to mold. And by improving the strength and rigidity of the parts, we ensure the quality of the product.

Furthermore, our products have been redesigned to allow easy disassembly and cleaning, making them easy to reuse and recycle in the future.

* In the case of 4 Tray configuration with Duplex Automatic Document Feeder. 15 % of the total plastic weight of the device is recycled material.

Contributing to smaller CO_2 emission with lightweight body

By optimising resin and sheet metal with thinning technology and revising the frame structure, we have achieved a reduction in body weight by 10 %* while maintaining the strength and contributing to CO_2 emissions reduction in logistics.

* For Model-CPS-ST with 4 Tray configuration. Compared to the previous model Apeos C3060 / C2560 / C2060 Model-CPS with 4 Tray configuration, including toner.

Reliable support system

Easy solutions to resolve problems

From supplies replacement to unexpected device failures, most problems can be resolved without waiting for the service representatives or sales representatives.

1. Resolve problem using the “Help” function on the device

- Self Help information is available on the control panel
- Self Help information can be accessed via the mobile device by scanning the QR code displayed on the control panel

2. “Remote Assistance” with the help of operators

- Connects directly to the Support Centre
- An operator will remotely access the multifunction device to resolve the problem by guiding through the steps on the shared control panel

Keeping a close eye on your multifunction device on a daily basis

Connecting your multifunction printer to our EP service* via the internet allows for checking of billing meter, automatic delivery of consumables when cartridges level is low, daily status monitoring, and machine error detection for early intervention to rectify problem. This minimises operation downtime and reduces administrator's burden.

Note: The content of the services provided may vary depending on the usage region. For details, please contact one of our sales representative.
* You need to apply for using the EP service. (free of charge)

Device Setup Editor

Device Setup Editor is a service that always backs up the latest setting information to a cloud server. It allows you to be prepared for unexpected situations and use your multifunction printer with confidence.

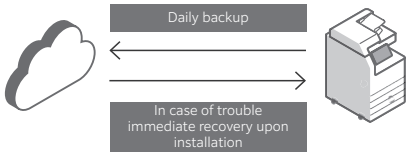

Note: You need to apply for using the Device Setup Editor. (free of charge).

Set up and manage remote multifunction printers from the Remote Operation Panel

By launching the Remote Operation Panel from a web browser, the multifunction printer's control panel can be displayed to and operated from a PC. By logging into Administrator Mode, the system administrator can manage multifunction printers at remote business locations within the same intranet.

Note: Within the same intranet. While the Remote Operation Panel is active, the multifunction printer's control panel cannot be operated. Additionally, the Remote Operation Panel cannot be launched while the user is operating the multifunction printer.

Apeos C2561
Functions & Specifications

Basic Specifications / Copy Function

Item		C2561
Type		Desktop / Console
Memory Capacity		4 GB (Max: 4 GB)
Storage Device Capacity*1		Model-CPS-B: 256 GB
Colour Capability		Full Colour
Scan Resolution		600 x 600 dpi
Printing Resolution		1,200 x 2,400 dpi
Warm-up Time*3		[Embedded Plug-ins / Custom Services] *4 When enabled: 26 seconds or less (23 degrees Celsius room temperature) When disabled: 22 seconds or less (23 degrees Celsius room temperature)
Recovery Time (Recovery Time from Sleep Mode)		13.6 seconds or less (23 degrees Celsius room temperature) 11.0 seconds or less (23 degrees Celsius room temperature)
Original Size		Maximum of A3, 11 x 17", 297 x 432 mm for both Sheet and Book
Paper Size	Tray 1*5	Max: A3, 11 x 17", Min: A5 SEF, Envelope*6, Postcard (100 x 148 mm) Custom Size: 90 x 98 mm to 297 x 432 mm
	Tray 2, 3, 4	Max: A3, 11 x 17", Min: A5 SEF Custom Size: 140 x 182 mm to 297 x 432 mm
	Bypass Tray	Max: A3, 11 x 17", Min: A5 SEF, Envelope*7, Postcard (100 x 148 mm) Custom Size: 89 x 98 mm to 297 x 432 mm
	Image loss width*8	Lead edge 4.0 mm, Trail edge 2.0 mm, Right / Left edge 2.0 mm
Paper Weight*9*10	Paper Tray	52 to 300 gsm
	Bypass Tray	52 to 300 gsm
First Copy Output Time	B/W*11	5.9 sec.
	Colour*12	7.9 sec.
Continuous Copy Speed*13	A4 LEF / JIS B5 LEF	B/W: 25 ppm Colour: 25 ppm
	A4	B/W: 19 ppm Colour: 19 ppm
	JIS B5	B/W: 14 ppm Colour: 14 ppm
	JIS B4	B/W: 16 ppm Colour: 16 ppm
	A3	B/W: 14 ppm Colour: 14 ppm
Paper Tray Capacity*14	Standard	520 sheets x 1-tray + Bypass Tray 96 sheets
		3 Tray Module: 520 sheets x 3-tray
	Max	2,176 sheets [Standard + 3 Tray Module]
Output Tray Capacity*15		[Model-CPS-B] Upper Center: 250 sheets (A4 LEF), Lower Center: 250 sheets (A4 LEF)
Power Supply		AC220-240 V +/- 10 %, 8 A, 50/60 Hz common
Maximum Power Consumption		1.76 kW (AC220 V +/- 10 %), 1.92 kW (AC240 V +/- 10 %) Sleep Mode: 0.3 W (AC230 V +/- 10 %) Low Power Mode: 43 W (AC230 V +/- 10 %) Ready Mode: 66 W (AC230 V +/- 10 %)
Dimensions		W 587 x D 659 x H 1,120 mm (when optional 3 Tray Module is installed.)
Weight*17		83 kg (when optional 3 Tray Module is installed.)

*3: It may change depending on usage conditions. *4: Embedded Plug-ins / Custom Services are enabled as factory default. *5: 90 x 98 mm to 241 x 372 mm is available when the Envelope Feeder is on. *6: Supported standard envelope sizes are Commercial#10, Monarch 7 3/4, DL, ISO-C4, etc. *7: Supported standard envelope sizes are ISO-C4 and ISO-C5. *8: Up to A3 size. *9: It is recommended to use our recommended paper. Correct print output may not be possible depending on the requirement. *10: 106 to 300 gsm, when the Envelope Feeder is on. *11: A4 LEF / Monochrome priority mode. *12: A4 LEF / Colour priority mode. *13: The speed may be reduced due to the image quality adjustment. *14: 80 gsm paper. *15: 70 gsm paper. *16: When installing the optional Exit 2 Tray, the Center Tray capacity is 250 sheets (A4 LEF), and the Exit 2 Tray capacity is 250 sheets (A4 LEF). *17: Excluding Toner Cartridge.

Print Function

Item		Description
Type		Built-in type
Print Size	Tray 1	Same as the Basic Specifications / Copy Function
	Tray 2, 3, 4	Same as the Basic Specifications / Copy Function
	Bypass Tray	Max: A3, 11 x 17", Min: A5 SEF, Envelope*1, Postcard (100 x 148 mm) Custom Size: 89 x 98 mm to 297 x 1,200 mm*2
	Image loss width*3	Lead edge 4.0 mm, Trail edge 2.0 mm, Right / Left edge 2.0 mm
Continuous Print Speed*4		Same as the Basic Specifications / Copy Function
Printing Resolution	Standard	[PCL Driver] Standard: 1,200 x 2,400 dpi, High Quality: 1,200 x 2,400 dpi, High Resolution: 1,200 x 1,200 dpi
	Optional	[Adobe® PostScript® 3™ Driver] High Speed (Standard): 600 x 600 dpi, High Quality: 1,200 x 2,400 dpi, High Resolution: 1,200 x 1,200 dpi
Page Description Language	Standard	PCL5 / PCL6
	Optional	Adobe® PostScript® 3™
Supported Operating System*5	Standard	[PCL Driver] Windows 11 (64 bit), Windows 10 (32/64 bit) Windows Server 2025 (64 bit), Windows Server 2022 (64 bit), Windows Server 2019 (64 bit), Windows Server 2016 (64 bit) [Mac OS X Driver] macOS 15 / 14 / 13 / 12 / 11
	Optional	[Adobe® PostScript® 3™ Driver] Windows 11 (64 bit), Windows 10 (32/64 bit) Windows Server 2025 (64 bit), Windows Server 2022 (64 bit), Windows Server 2019 (64 bit), Windows Server 2016 (64 bit) macOS 15 / 14 / 13 / 12 / 11
Interface	Standard	Ethernet 1000BASE-T / 100BASE-TX / 10BASE-T, USB3.0
	Optional	Wireless LAN (IEEE 802.11a / b / g / n / ac)

*1: Supported standard envelope sizes are Commercial#10, Monarch 7 3/4, DL, ISO-C4, etc. *2: Long paper of 106 to 220 gsm (Extra Heavyweight) is available. The printed papers are delivered to the Side Tray when Finisher-A3 is attached. *3: Up to A3 size. *4: The speed may be reduced due to the image quality adjustment. The printing speed may be reduced depending on the document. *5: Please refer to our official website for the latest supported OS.

Scan Function

Item		Description
Type		Colour Scanner
Scan Resolution		600 x 600 dpi, 400 x 400 dpi, 300 x 300 dpi, 200 x 200 dpi
Scan Speed		Same as the Scan Speed for the Duplex Automatic Document Feeder
Interface	Standard	Ethernet 1000BASE-T / 100BASE-TX / 10BASE-T
	Optional	Wireless LAN (IEEE 802.11a / b / g / n / ac)

Duplex Automatic Document Feeder B4-PC

Item		C2561
Original Size*1 / Paper Weight		Max: A3, 11 x 17"; Min: A6 38 to 128 gsm (In Duplex: 50 to 128 gsm)*2
Capacity*3		130 sheets
Scan Speed*4	Copy (A4 LEF, Simplex)	B/W: 25 ppm Colour: 25 ppm
	Scan	B/W: 80 ppm, Colour: 80 ppm (1 pass, 2 sided scanning: B/W 80 ppm, Colour 80 ppm) [Standard Document (A4 LEF), 200 dpi, to Folder]

Note: Installed for Model-CPS-B as standard. *1: Custom Size is 49 x 85 mm to 297 x 432 mm. *2: Custom Sizes from 49 x 85 mm to 55 x 91 mm are available from 38 to 209 gsm. *3: 70 gsm paper. *4: The scanning speed varies depending on the documents.

Side Tray (Optional)

Item	Description
Paper Capacity*	100 sheets
Dimensions / Weight	W 328 x D 540 x H 198 mm, 3 kg

* 70 gsm paper.

Notes

1) If the storage media of the base unit fail, loss of received data, accumulated data, registered setting data, etc. may occur. In no event shall "the company" be liable for any damages whatsoever arising from loss of data.
2) Functional spare parts will be available for at least 7 years after the product is no longer manufactured.

Finisher-A3 (Optional)

Item		Description
Type	Center Tray	Stack
	Finishing Tray	Sort (Offset available*1*2) / Stack (Offset available*1*2)
Paper Size	Center Tray	A4, A3
	Finishing Tray	Max: A3, 11 x 17"; Min: A6, Postcard (100 x 148 mm) Custom Size: 89 x 98 mm to 297 x 432 mm
Paper Weight	Center Tray	52 to 300 gsm
	Finishing Tray	52 to 256 gsm
Paper Capacity*3	Center Tray	A4 LEF: 125 sheets; A4 SEF, A3: 50 sheets
	Finishing Tray	[Without Stapling] A4 LEF: 500 sheets; JIS B4: 250 sheets; A3 or larger: 200 sheets; Mixed Size Stacking*4: 250 sheets [With Stapling] A4 LEF: 30 sets or 500 sheets; JIS B4: 250 sheets; A3 or larger: 200 sheets; Mixed Size Stacking*4: 250 sheets
Staple	Capacity	A4: 50 sheets (90 gsm or less), JIS B4 or larger: 30 sheets (90 gsm or less)
	Paper Size	Max: A3, 11 x 17"; Min: JIS B5 LEF Custom Size: 203 x 182 mm to 297 x 432 mm
	Paper Weight	52 to 256 gsm
	Position	Single stapling, Dual stapling
Dimensions / Weight		W 465 x D 484 x H 248 mm, 11 kg

*1: [No Offset] is selected by factory default. *2: Outputs less than 190 mm width are delivered without offset stacking. *3: 70 gsm paper. *4: When larger size sheets are stacked on top of smaller size sheets: 250 sheets (when large size sheets are smaller than A3) / 200 sheets (when large size sheets are A3 or larger). The same applies to when staple-free and stapled bindings are mixed or different stapling positions are mixed.

Duplex Automatic Document Feeder

B4-PC (1 pass, 2 sided scanning)
Standard for Model-CPS-B



Note: Not available as an option.



Side Tray(Optional)

Long Paper Inserter (Optional)

Standard Scan to / Print from USB Memory

3 Tray Module



Finishers(Optional)



Finisher-A3
·Staple

Exit 2 Tray



Standard for Model-CPS-B,
Optional for Model-CPS-ST

FUJIFILM Business Innovation New Zealand Limited
10-12 Landing Drive, Mangere, Auckland 2022, New Zealand
Tel. 0800 493 769
fujifilm.com/fbnz

FUJIFILM Business Innovation aims to address environmental issues through climate change mitigation and resource circulation efforts.
The available model varies depending on the country/region. Please ask the sales representatives for details.
The product specifications, appearance and other details in this brochure are subject to change without notice for improvements.

Reproduction Prohibitions Please note that reproduction of the following is prohibited by law : •Domestic and foreign currencies, government-issued securities, and national bonds and local bond certificates. •Unused postage stamps, post cards, etc. •Certificate stamps stipulated by law. •Reproducing works forming the subject matter of copyright (literary works, musical works, paintings, engravings, maps, cinematographic works, drawings, photographic works, etc.) is not permitted unless the reproduction is for the purpose of personal use, family use or other similar uses within a limited circle.

Trademarks •FUJIFILM and FUJIFILM logo are registered trademarks or trademarks of FUJIFILM Corporation. •Apeos, DocuWorks and Working Folder are registered trademarks or trademarks of FUJIFILM Business Innovation Corp.
•Microsoft, Active Directory, Azure, Microsoft Entra, Microsoft Edge, Excel, OneDrive, PowerPoint, SharePoint, Microsoft Teams, Windows, and Windows Server are registered trademarks of US Microsoft Corporation in the U.S. and other countries. •Apple, Mac, macOS, OS X, AirPrint, and AirPrint logo are trademarks of Apple Inc. registered in the U.S. and other countries and regions. •Adobe, Adobe logo, PostScript, and PostScript logo are either registered trademarks or trademarks of Adobe in the United States and/or other countries. •Mopria, the Mopria Logo, and the Mopria Alliance word mark and logo are registered and/or unregistered trademarks and service marks of Mopria Alliance, Inc. in the United States and other countries. •QR Code is a registered trademark of DENSO WAVE INCORPORATED. •All product names and company names mentioned in this brochure are trademarks or registered trademarks of their respective companies.

For Your Safety
Before using the product, read the Instruction Manual carefully for proper use. Use the product with the power source and voltage specified. Be sure to establish ground connection. Otherwise, electronic shock may result in the case of a failure or short circuit.

The information is as of August, 2025. PIC-0240 NZ (2410-R2)