

Revoria Press E1136 / E1125 / E1110 / E1100

Enter the Monoverse



# The World of Wonder in Monochromatic Print Production.

- Outstanding print speed of 136 ppm\*.
- High Capacity Feeders and High Capacity Stacker make continuous mass printing possible.
- Offering the latest finisher lineup. Cover insertion, three-sided trim, and saddle stapled booklet with square back supported.
- Simple Image Quality Adjustment (SIQA) makes alignment adjustment easy.
- Equipped with various copy and scan functions useful for office operation.

\* A4 LEF, Revoria Press E1136.



## Productivity & Stability

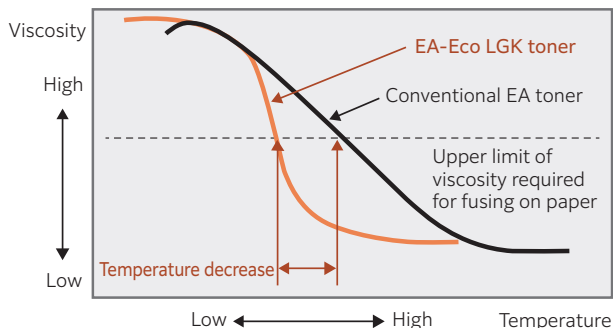
### On-demand press with high productivity and stability.

#### Technologies supporting high-speed printing

High-speed continuous printing of 136 ppm\*<sup>1</sup> has been realised for both 1-sided and 2-sided printing. Reliable fusing on paper transported in high-speed is now possible with EA-Eco LGK\*<sup>2</sup> toner that allows fusing at lower temperature than existing models and a roll type fusing unit providing constant heat supply.

\*1: For Revoria Press E1136 with A4 LEF on continuous printing of the same original document.

\*2: EA: Emulsion Aggregation LGK: Low Gloss Kuro (Black)



#### Continuous mass printing enabled

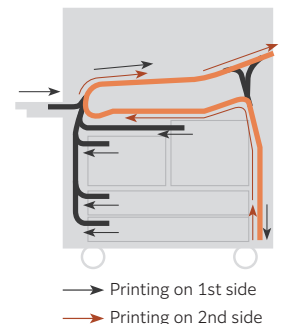
You can enjoy seamless operation at continuous mass printing as cartridge replacement and paper refill can be done while printing is in progress. A single high capacity toner cartridge can yield approximately 71,500 pages\* for printing.

\* A4 LEF size, area coverage 6% at continuous printing. Reference of FUJIFILM Business Innovation test criteria.

#### Stable paper transport


Wide turning angles in paper path provide stable and speedy paper transport. This device has a good resistance against paper jam by adopting vertical paper inversion mechanism for 2 sided printing to reduce curves in the paper path.

In addition, there is less impact caused by heat generated by fused paper on the transfer mechanism and it hardly causes troubles with paper path and image quality.



#### "Air Suction Feeder C1-DS" with enhanced paper handling capabilities

Newly developed Air Suction Feeder. Shuttle head draws up the paper strongly using a small amount of air, it easily separates and delivers each sheet efficiently. This even improves feed performance of paper with a lot of paper dust, pre-printed paper using powder, paper with uneven texture, and coated paper that is prone to sticking. Stable and high-speed feed is achieved for various paper types, from lightweight to heavyweight, small-sized paper and long paper.





## Quality

### Exceptionally beautiful, high quality printing.

#### High resolution printing of 2,400 × 2,400 dpi

The heart of the printer, ROS\*<sup>1</sup>, uses VCSEL\*<sup>2</sup> as a light source.

It enables printing at 2,400 × 2,400 dpi high resolution by drawing images simultaneously with 32 laser beams.

\*1: Raster Output Scanner

\*2: Vertical Cavity Surface Emitting Laser

#### EA-Eco LGK\* toner for high image quality

EA-Eco LGK toner with extremely small particle size of 6.5 microns allows reproduction of photograph gradation in a smooth and beautiful way, density uniformity in figures, and small text clearly. It also produces easy-to-read printed text with less glare which is also easy on your eyes.

\* EA: Emulsion Aggregation LGK: Low Gloss Kuro (Black)

#### Transfer unit with high image quality design

Designed to prevent fluctuations in paper transport speed even in a compact body. Stabilize driving speed of the transfer belt by increasing the roll diameter. Automatic adjustment of contact pressure between transfer belt and drum. It ensures consistent transfer even on thin or thick paper.

#### Ultra high precision registration - IReCT\*

This digital image registration control technology "IReCT\*" precisely measures the position of sheets running in high-speed and realises real time correction to misregistration of printing images and distortion on each sheet with ultra high precision registration, which cannot be achieved by mechanical correction technology alone.

\* Image Registration Control Technology

#### Maintain printing quality with easy adjustment

Simple Image Quality Adjustment (SIQA), which realises simple alignment adjustments has been installed. For optimal adjustment, you can just print and scan the calibration chart. It ensures consistent printing quality with properly adjusted print position, perpendicularity, skew and magnification on both the front and back sides.

#### More screen choices

Various screen settings\*<sup>1</sup> including FM screen that suppresses moire\*<sup>2</sup> are available.

\*1: PCL driver: 6 screens,  
PostScript\* driver: 12 screens,  
Print server driver: 10 screens.

\*2: A phenomenon in which streaks not existing on the original appear when repeatedly printing patterns at regular intervals.




141 Line (AM Screen)

Stochastic Screen (FM Screen)

#### Image enhancement in a more beautiful way

Higher image quality has been implemented with "Edge Enhancement" that fixes jaggedness on the edge of thin line and text outline and "Adjust Invert Text/Line Weight" that fixes thickened/blurred text.

Adjust Invert Text/Line Weight is ON (8 pt character)



Fixed thickened text


Fixed blurred text

Note: Default setting: OFF

#### Prevent multifeed

The multifeed detection sensor monitors the paper flow to prevent the feeding of multiple sheets of paper. If a multifeed is detected, printing is interrupted to prevent blank page insertion.

Note: The multifeed detection feature is not available on Revoria Press E1100.



Monitors paper thickness

## A wider range of media types and finishes.

### Media handling capabilities

This device can handle a wide range of paper weights from lightweight paper of 52 gsm to heavyweight paper of 350 gsm. The upper limit of heavyweight paper has been extended thanks to the paper path design, and employing the control mechanism that automatically switches fusing roll pressure between two levels. Not only that, it allows fine control to extend the support range of coated paper and specialty paper\*<sup>1</sup>. Paper sizes ranging from A6 to 330.2 × 488 mm are available. Full-bleed printing on SRA3 (320 × 450 mm) is also possible and it is useful to create brochures or leaflets that need to have bleed. Further, banner printing on long paper of up to 660.4 mm is now available.\*<sup>2</sup> New print applications will expand such as powerful panoramic posters.

\*1: Please contact our sales representative for inquiries about capability with specialty paper.

\*2: Please contact our sales representative for paper feeder or output module that is required for banner sheet printing.

Note: Performance is not guaranteed for all paper media. Contact our sales representative for available paper types.

### Printing with right settings for each media type

A maximum of 100 paper types can be registered with "Custom Paper Settings". It allows configuration settings such as alignment, fold position, fusing temperature according to paper to be used and produce printout with high image quality.

### Inspection with automatic recovery

It automatically checks printing defects. The error sheet can be discharged and automatically reprinted. It saves you a lot of time and effort.

**Image inspection:** Detects printing defects such as dots, stains, pinholes, streaks, dog ears by comparing scanned images with RIP images in real time.

**Barcode/OCR inspection:** Verifies if the printed barcodes or OCR fonts are readable, the numbers are sequential, and the numbers on side 1 and side 2 match.

**Stability:** You can control print quality by knowing the alerts of density fluctuations or misalignment during printing.

Note: Options are required.

Please contact our sales representative for details.

Discount Coupon

For Meals over **5,000 yen** (tax excluded)

**10% OFF**

For Meals over **10,000 yen** (tax excluded)

**20% OFF**

For Meals over **20,000 yen** (tax excluded)

**30% OFF**

PLEASE SHOW THIS GUIDE TO THE STAFF.

Inspects printed barcode (example)

### Flexible feeding and finishing options

These options make it possible to build flexible printing systems suited to every printing operation.

Note: The photo shows Finisher D6 with Booklet Maker **8**.

Square Back Fold Trimmer D1 **9** cannot be connected to Finisher D6 **7**.



### Feeding options

Up to a total of 12,450 sheets can be loaded. You can enjoy long-time seamless operation at continuous mass printing with less paper refill frequency.



**High Capacity Feeder C1-D2**  
Maximum A4 x 2 trays  
2,000 sheets x 2 trays



**High Capacity Feeder B1-S\***  
Maximum A3, 330.2 x 488 mm  
2,000 sheets x 1 tray  
Air assist  
\* Not available on Revoria Press E1136.



**High Capacity Feeder C3-DS**  
Maximum A3, 330.2 x 488 mm  
2,000 sheets x 2 trays  
Air assist



**Air Suction Feeder C1-DS**  
Maximum A3, 330.2x488 mm  
2,100 sheets x 2 trays + 250 sheets  
Air suction

**High Capacity Feeder C3-DS + 2nd High Capacity Feeder C1-DS**



Maximum A3, 330.2 x 488 mm  
2,000 sheets x 2 trays x 2 connection  
Air assist

**Chained Air Suction Feeder C1-DS**



Maximum A3, 330.2 x 488 mm  
2,100 sheets x 2 trays x 2 connection + 250 sheets  
Air suction

### Finishing options

**1 Interface Decurler Module D1**  
-Real-time paper curl correction

**2 Inserter D1**  
-Cover/sheet insertion

**3 Smart Monitoring Gate D1**  
-Scanning print pages

**4 High Capacity Stacker A2**  
-5,000-sheet offset-stacking for mass printing  
-Stacker cart

**High Capacity Stacker A2 with Transport Module\*<sup>1</sup>**  
-Connection with 3rd party finisher  
-5,000-sheet offset-stacking for mass printing  
-Stacker cart

**5 Crease/Two-sided Trimmer D2**  
-Two-sided trim  
-Crease

**6 Folder Unit CD2**  
-Z fold half sheet/Tri-fold

**7 Finisher D6**  
-100-sheet stapling with auto staple cutting  
-Hole punch\*<sup>2</sup>

**8 Finisher D6 with Booklet Maker**  
-100-sheet stapling with auto staple cutting  
-Hole punch\*<sup>2</sup>  
-Saddle staple/Single fold

**9 Square Back Fold Trimmer D1\*<sup>3</sup>**  
-Face trim  
-Square back

**Simple Catch Tray\*<sup>4</sup>**  
**Offset Catch Tray\*<sup>4</sup>**

\*1: Not available on Revoria Press E1100.

\*2: Optional.

\*3: Available only with Finisher D6 with Booklet Maker.

\*4: Available on Revoria Press E1100.

### A variety of finishing features



Single stapling



Dual stapling



Saddle staple



2-hole punch



3-hole punch



4-hole punch



Single fold



Single fold (multiple sheets)



Z fold half sheet



Tri-fold



Z fold



Square back



Face trim



Two-sided trim



Crease

### Continuous mass printing enabled

High Capacity Stacker A2 can accommodate up to 5,000 sheets. The printed sheets are directly delivered to the stacker cart (carriage). It is useful when carrying large volumes of printouts to off-line post-processing devices.

## Print server with high resolution and fast processing.

### Print server with high image quality and high-speed

The print server with 64-bit architecture delivers high speed RIP and high image quality, achieved through the latest hardware and image processing technologies cultivated in the development of colour production printers.



### Image data processing maximising print engine performance

High quality image data can be generated with RIP processing of 600 x 600 dpi and 8 bit (256 gradation levels) on the print server.

In addition, high resolution and smooth screen image of 2,400 x 2,400 dpi can be generated on the device with our unique HQ digital screen technology (MACS\*) employed. These data processing technologies have realised high image quality brought from the maximisation of the print engine performance.

\* Micro Accurate Control Screen.

### Supporting Adobe® PDF Print Engine perfect for PDF output

Adobe® PDF Print Engine directly rasterises PDF data. Even a PDF file with transparency or layers can be processed as it is and faster and high quality output is possible.

Blur, drop shadow and glow effect can be used with ease.

Note: Adobe® PDF Print Engine is available for jobs in PDF and JDF formats.

### Print server equipped with high-speed technologies

#### ● Faster processing with less data volume

Our unique intermediate data format streamlines RIP processing with high image quality. In the conventional RIP processing, calculation takes a long time due to large data volume. However, this new RIP processing automatically identifies objects including text and image and processes them in the format in which data volume is less. It greatly reduces the processing time without degrading image quality.

#### ● High-speed serial transmission

The print server sends huge raster data to the printer with a wideband transmission of 4.25 Gbps. It ensures high reliability by automatically detecting and correcting errors.

### On-demand print

This feature allows you to print documents in an easy way when necessary as print information including paper type, 1-sided/2-sided, stapling is saved along with print data.

### High-speed, large volume printing of variable data

High-speed, large volume printing of personally customised documents: direct mails, bills, usage details statements, etc. is enabled. It meets the business needs of One to One marketing which captures diversifying customers' individual needs. With industry standard PPML\* and PDF/VT are supported to establish variable printing systems.

\* PPML: Personalized Print Markup Language

### Building JDF workflow

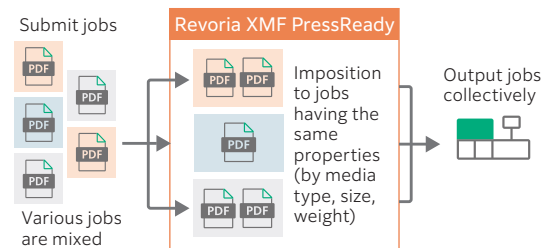
JDF\*1, which is the standard in the printing industry is supported. Linking with integrated workflow systems for printing operation\*2, you can build a hybrid workflow with offset printing device and digital printer.

\*1: JDF: Job Definition Format

\*2: Linked with "FUJIFILM WORKFLOW XMF" of FUJIFILM Corporation and "EQUIOS" and "Trueflow SE" of SCREEN Graphic Solutions Co., Ltd.

### Streamlined print workflow

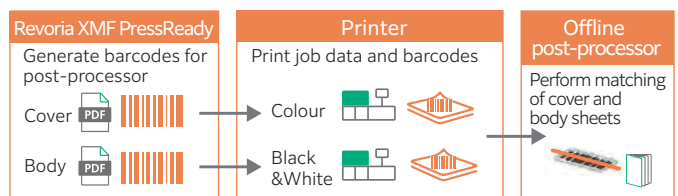
The efficiency of printing operation can be improved by grouping jobs having the same properties. It brings improved productivity and shorter turnaround with short-run printing of a wide variety of contents.



Note: Print server and optional software Revoria XMF PressReady is required.

### Streamlined booklet making linking with off-line post-processor

The efficiency of booklet making operation can be improved by using barcodes for post-processor.





Note: Print server and optional software Revoria XMF PressReady is required.

## Office

# Various features for office needs.

### Duplex Automatic Document Feeder

It scans the front and back sides of the original simultaneously. Scan functions make it possible to read documents in high-speed of 135 ppm for 1 sided and 270 ppm\* for 2 sided.

	1 sided 	2 sided 
Scan job*	135 ppm (Colour/BW)	270 ppm (Colour/BW)
Copy job	100 ppm (BW)	

\* Standard Document (A4), 200 dpi, to Folder.

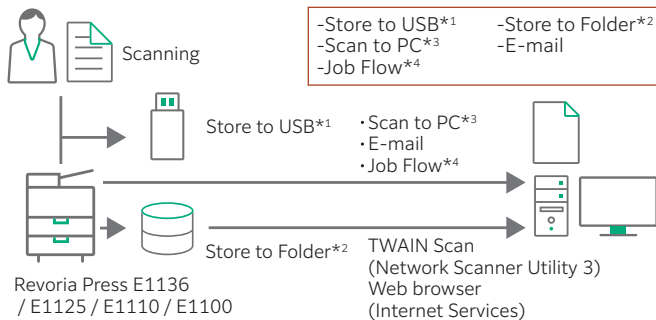
### Server-less on-demand printing

Even if the device you selected for output is occupied, you can print your documents from another available device on the network.

Note: Optional Server-less On-demand Print and Embedded IC Card Reader B are required. Use Multi-model Print Driver 2.

### A wide variety of scan functions

The following useful scan functions are available.



\*1: Optional USB Hub and USB Memory Kit are required.

\*2: Scanned files are stored to Folders on the device. To store them to PC, use web browsers, Stored File Manager 3 belonging to Network Scanner Utility 3, or TWAIN compliant applications.

\*3: Scanned files are sent and stored to PC folders via FTP transfer or SMB.

\*4: Scanned files are sent to defined destinations. You need to create a job flow in advance in which distribution destinations are specified.

## Copy On Demand

# On-demand printing of copy document.

### Easy reprinting of copy documents

This feature stores copy documents in the [Folder for Reprint] Folder of the device. You can print them as many times as you wish without scanning documents each time. Besides edit operations such as duplication of document data, change of copy settings, document merge like insertion and re-saving are available.

Note: "Back-Up Tool for restored document" is provided on our website. "Migration Tool for Restored Document" is also available for exporting documents in the boxes of conventional B9136 / B9125 / B9110 / B9100 Copier/Printer and D136 / D125 / D110 / D95 Series to these new models.

## Security & Management

# Reliable maintenance support and security management.

### Remote service

#### ● Preventive maintenance

Check-up and parts replacement can be performed at the perfect time by analysing the system log, and it prevents troubles.

#### ● Swift trouble resolution

If a problem occurs, our service engineer will remotely analyse the system log and provide technical supports to solve the problem in a short time period. In addition, FUJIFILM Business Innovation operator assists the troubled customer by sharing the print server screen remotely to solve the problem.

Note: You need to apply for Remote Service (free) to use it.

### Security support for print data

Important print data provided by customers can be protected from data breaches by encrypting data in the print server storage. Besides, data in the printer can be encrypted\*<sup>1</sup> or securely erased\*<sup>2</sup> to prevent unauthorised access.

\*1: Default setting: OFF \*2: Optional.

### Authentication

Authentication features prevent unauthorised use of the device for security. Authentication operations can be performed at the device control panel or with a smart card\*. User information can be saved and managed on the device or remote authentication server such as Active Directory.

\* Optional Embedded IC Card Reader B is required.

### Server-less authentication

When using authentication features without setting up an authentication server, it is troublesome and hard to manage with many devices as user information needs to be registered with each device. The "Server-less Authentication" feature allows authentication operations on any device as devices automatically synchronise user information.

### Internal Print Function

Item	Description
Continuous print speed	[PCL driver / Adobe® PostScript® 3™ driver / macOS driver] Same as the Basic Specifications
Paper size	[PCL driver / Adobe® PostScript® 3™ driver / macOS driver] Same as the Basic Specifications
Data resolution	[PCL driver] Standard: 600 x 600 dpi, High Resolution: 1,200 x 1,200 dpi [Adobe® PostScript® 3™ driver] Standard: 600 x 600 dpi, High Resolution: 1,200 x 1,200 dpi [macOS driver] Standard: 600 x 600 dpi, High Resolution: 1,200 x 1,200 dpi
PDL (Page Description Language)	PCL, Adobe® PostScript® 3™
Printer driver OS*	[PCL driver] Windows 11 (64bit), Windows Server 2025 (64bit), Windows Server 2022 (64bit), Windows Server 2019 (64bit), Windows Server 2016 (64bit) [Adobe® PostScript® 3™ driver] Windows 11 (64bit), Windows Server 2025 (64bit), Windows Server 2022 (64bit), Windows Server 2019 (64bit), Windows Server 2016 (64bit) macOS 15 / 14 / 13 / 12 / 11 [macOS driver] macOS 15 / 14 / 13 / 12 / 11
Connecting port	Ethernet 1000BASE-T / 100BASE-TX / 10BASE-T, USB2.0

\*: Please refer to our official website for the latest supported OS.

### Duplex Automatic Document Feeder

Item	Description
Document size	[Scan function / Copy function] Standard size: Max A3, 11 x 17", Min A6, 5.5 x 8.5" Custom size: 84 x 140 mm to 297 x 432 mm
Document paper weight	38 to 200 gsm (In duplex: 50 to 200 gsm)
Document capacity*	250 sheets
Scan speed	Copy 100 ppm (A4 LEF, 1-sided) Scan 1-sided scanning : 135 ppm, 2-sided scanning: 270 ppm [Standard document (A4), 200 dpi, store to folder.]

\*: 80 gsm paper.

# Revoria Press E1136 / E1125 / E1110 / E1100 Functions & Specifications

## Basic Specifications

Item	Description			
	E1136	E1125	E1110	E1100
Color capability	Monochrome			
Print resolution	2,400 x 2,400 dpi			
Warm-up time	300 seconds or less (room temperature 23°C)			
Continuous print speed <sup>*1</sup>	A4	136 ppm	125 ppm	110 ppm
	A3	68 ppm	62 ppm	55 ppm
Paper size <sup>*2</sup>	Tray 1, 2	Max A4, Letter, Min JIS B5		
	Tray 3, 4	140 x 182 mm to 330 x 488 mm		
Paper weight	Bypass tray <sup>*3</sup> (optional)	100 x 148 mm to 330 x 488 mm		
	Tray 1, 2, 3, 4	52 to 216 gsm		
Paper capacity <sup>*4</sup>	Bypass tray <sup>*3</sup> (optional)	52 to 350 gsm		
	Tray 1	1,100 sheets		
	Tray 2	1,600 sheets		
	Tray 3, 4	550 sheets x 2-tray		
	Bypass tray <sup>*3</sup> (optional)	250 sheets		
Power supply	Single-phase AC200-240 V +/- 10 %, 15 A, 50/60 Hz, ground connection			
Maximum power consumption	3.6 kW (in case of 240 V)			
Dimensions <sup>*5</sup>	W 840 x D 783 x H 1,144 mm			
Weight <sup>*6</sup>	264 kg or less (Include bypass tray)		263 kg or less (Include bypass tray)	
	257 kg or less (Exclude bypass tray)		256 kg or less (Exclude bypass tray)	

\*1: Print speed may be reduced depending on conditions of output data and other reasons.  
 \*2: Image loss width (326 x 486 mm or smaller paper): PCL Print Driver (Margins: Standard) 4.1 mm for all edges, Revoria Flow E21 3.0 mm for all edges. \*3: When the optional bypass tray (Multi Sheet Inserter) is directly connected to the printer unit. \*4: 80 gsm paper. \*5: Printer unit + Bypass tray (Multi Sheet Inserter). Excludes feeding / output options. Bypass tray is closed. \*6: Printer unit + Bypass tray (Multi Sheet Inserter). Excludes feeding / output options. Excludes toner cartridge. When connecting the paper feed option, please be aware that the weight of the bypass tray may be included in the feed option.

## Scan Function

Item	Description
Type	Color Scanner
Document size	[Document glass / Duplex automatic document feeder] Standard size: Max A3, 11x17", Min A6, 3.5 x 5" Custom size: 15 x 15 mm to 297 x 432 mm
Scan resolution	600 x 600 dpi, 400 x 400 dpi, 300 x 300 dpi, 200 x 200 dpi
Scan speed	Same as the "Scan speed" for the Duplex Automatic Document Feeder
Scan output	Store to folder (TWAIN Interface support), Scan to PC, Scan to e-mail

## Copy Function

Item	Description			
	E1136	E1125	E1110	E1100
Document size	[Document glass / Duplex automatic document feeder] Standard size: Max A3, 11 x 17", Min A6, 3.5 x 5" Custom size: 15 x 15 mm to 297 x 432 mm			
Paper size <sup>*1</sup>	Standard size: Max A3, 11 x 17", Min A6, 5.5 x 8.5" Custom size: 100 x 148 mm to 330 x 660 mm <sup>*2</sup>			
Scan resolution	600 x 600 dpi			
Print resolution	600 x 600 dpi, Equivalent to 2,400 x 2,400 dpi <sup>*3</sup>			
Tone	256 levels			
First copy output time <sup>*4</sup>	3.9 sec. (A4)		4.6 sec. (A4)	

\*1: Image loss width: Lead edge 4.0 mm, Trail edge 4.0 mm, Front 4.0 mm, Rear 4.0 mm. \*2: To use paper longer than 488 mm, feed and output options compatible with that paper size are required. \*3: When the Image Enhancement feature is enabled. \*4: When the original is placed on the document glass and copies are output to the output tray of Finisher D6 or Finisher D6 with Booklet Maker.

## Print Server [Revoria Flow E21] (Optional)

Item	Description
Type	External
CPU	Intel® Xeon® 6337P Processor (3.50 GHz)
Memory	16 GB (Max: 32 GB, Optional)
Storage device	SSD: 960 GB, DVD Multi drive
Server OS	Windows 10 IoT Enterprise LTSC 2021(64 bit)
Print data format	PS, PDF2.0, PDF/X-1a, PDF/X-3, PDF/X-4, PDF/X-5, EPS, TIFF, JPEG, PDF/VT, PPML, IPDS <sup>*1</sup> , PCL <sup>*2</sup>
RIP type	Adobe® PostScript® 3™ (Configurable PostScript Interpreter), Adobe® PDF Print Engine 6
Printer driver OS <sup>*3</sup>	Windows 11 (64bit), Windows Server 2025 (64bit), Windows Server 2022 (64bit), Windows Server 2019 (64bit), Windows Server 2016 (64bit) macOS 15 / 14 / 13 / 12 / 11
Connecting port	Ethernet 1000BASE-T / 100BASE-TX / 10BASE-T
Network protocol	LPR, FTP, SMB, HTTP, JDF, SNMP, Bonjour
Power supply	Single-phase AC100-240 V +/- 10 %, 6.3 A (100 V) / 3 A (240 V), 50/60 Hz, ground connection
Maximum power consumption	0.30 kW (in case of 240 V)
Dimensions <sup>*4</sup>	W 98 x D 400 x H 340 mm
Weight <sup>*4</sup>	7.2 kg or less

\*1: Optional. \*2: Please contact our sales representative for supported PCL data type. \*3: Please refer to our official website for the latest supported OS. \*4: Print server only. Excludes monitor, keyboard, and mouse.

## High Capacity Feeder C1-D2 (Optional)

Item	Description
Paper size	A4, Letter, JIS B5
Paper weight	52 to 216 gsm
Paper capacity <sup>*</sup>	2,000 sheets x 2-tray
Dimensions	W 597 x D 661 x H 930 mm
Weight	73 kg or less

\*: 80 gsm paper.

## High Capacity Feeder B1-S / High Capacity Feeder C3-DS / 2nd High Capacity Feeder C1-DS (Optional)

Item	Description		
	High Capacity Feeder B1-S	High Capacity Feeder C3-DS	2nd High Capacity Feeder C1-DS
Paper size	High-capacity tray	Standard size: Max 13 x 19", SRA3, A3, Min 4 x 6", JIS B5 Custom size: 100 x 148 mm to 330 x 488 mm	Standard size: Max 13 x 19", SRA3, A3, Min JIS B5, 7.25 x 10.5" Custom size: 100 x 148 mm to 330 x 488 mm
	Bypass tray	Standard size: Max 13 x 19", SRA3, A3, Min A6, 5.5 x 8.5" Custom size: 100 x 148 mm to 330 x 660 mm	-
Paper weight	High-capacity tray	52 to 300 gsm	52 to 350 gsm
	Bypass tray	52 to 253 gsm	52 to 253 gsm <sup>*1</sup>
Paper capacity <sup>*2</sup>	High-capacity tray	2,000 sheets x 1-tray	2,000 sheets x 2-tray
	Bypass tray	250 sheets	-
Power supply	Single-phase AC100-120 V +/- 10 %, 2.5 A / AC200-240 V +/- 10 %, 1.5 A, 50/60 Hz, ground connection	Single-phase AC100-120 V +/- 10 %, 6 A / AC200-240 V +/- 10 %, 4 A, 50/60 Hz, ground connection	
Maximum power consumption	330 W (in case of 240 V)	880 W (in case of 240 V)	
Dimensions	W 988 x D 762 x H 992 mm		
Weight	177 kg or less <sup>*3</sup>	232 kg or less <sup>*3</sup>	235 kg or less

Note: High Capacity Feeder B1-S is not available for Revoria Press E1136.  
 Note: Optional bypass tray (Multi Sheet Inserter) is required for the High Capacity Feeder B1-S or High Capacity Feeder C3-DS.  
 Note: When connecting the High Capacity Feeder C3-DS and 2nd High Capacity Feeder C1-DS, the optional bypass tray (Multi Sheet Inserter) is attached to the left module.  
 \*1: Sheets longer than 488 mm can be used with weights from 64 to 216 gsm. \*2: 80 gsm paper.  
 \*3: Including optional bypass tray (Multi Sheet Inserter).

## Air Suction Feeder C1-DS / Chained Air Suction Feeder C1-DS (Optional)

Item	Description	
	Air Suction Feeder C1-DS	Chained Air Suction Feeder C1-DS-R + Chained Air Suction Feeder C1-DS-L
Paper size	High-capacity tray	Standard size: Max 13 x 19", SRA3, A3, Min 4 x 6", A5 Custom size: 100 x 148 mm to 330 x 488 mm
	Bypass tray	Standard size: Max 13 x 19", SRA3, A3, Min A6, 5.5 x 8.5" Custom size: 100 x 148 mm to 330 x 660 mm
Paper weight	High-capacity tray	52 to 350 gsm
	Bypass tray	52 to 253 gsm <sup>*1</sup>
Paper capacity <sup>*2</sup>	High-capacity tray	2,100 sheets x 2-tray
	Bypass tray	250 sheets
Power supply	Single-phase AC100-120 V +/- 10 %, 6 A / AC200-240 V +/- 10 %, 6 A / AC200-240 V +/- 10 %, 4 A, 50/60 Hz, ground connection	Single-phase AC100-120 V +/- 10 %, 6 A / AC200-240 V +/- 10 %, 6 A / AC200-240 V +/- 10 %, 4 A, 50/60 Hz, ground connection
Maximum power consumption	960 W (in case of 240 V)	960 W + 960 W (in case of 240 V)
Dimensions	W 988 x D 762 x H 992 mm	W 1,980 x D 762 x H 992 mm
Weight	194 kg or less	403 kg or less

Note: Bypass tray (Multi Sheet Inserter for Banner Print) is included.  
 \*1: Sheets longer than 488 mm can be used with weights from 64 to 216 gsm. \*2: 80 gsm paper.

## Insertor D1 (Optional)

Item	Description
Paper size	Standard size: Max 12.6 x 19.2", SRA3, A3, Min A5 <sup>*1</sup> , 6 x 9" Custom size: 182 x 148 mm to 330 x 488 mm
Paper weight	52 to 350 gsm
Paper capacity <sup>*2</sup>	250 sheets
Power supply	Supplied from the Interface Decurler Module D1, Finisher D6, or Finisher D6 with Booklet Maker
Dimensions	W 700 <sup>*3</sup> x D 725 x H 1,235 mm
Weight	45 kg or less

Note: Insertor D1 is an option for Finisher D6 and Finisher D6 with Booklet Maker. Insertor D1 or Interface Decurler Module D1 is necessary for connecting Finisher D6 or Finisher D6 with Booklet Maker without connecting High Capacity Stacker A2 or High Capacity Stacker A2 with Transport Module.

Note: Cannot print on the paper loaded in Insertor D1.

\*1: Available when custom size is entered. \*2: 80 gsm paper. \*3: The width of only the paper transfer part is 165 mm.

## High Capacity Stacker A2/ High Capacity Stacker A2 with Transport Module (Optional)

Item	Description	
	High Capacity Stacker A2	High Capacity Stacker A2 with Transport Module
Tray capacity <sup>*1</sup>	Output tray	500 sheets
	Stacker cart	5,000 sheets or stacking height is less than 570 mm.
Paper size	Output tray	100 x 148 mm to 330 x 660 mm <sup>*2</sup>
	Stacker cart	203 x 182 mm to 330 x 488 mm
Paper weight	Output tray	52 to 350 gsm <sup>*3</sup>
	Stacker cart	52 to 300 gsm
Power supply	Single-phase AC100-240 V +/- 10 %, 1.5 A (100 V) / 0.8 A (240 V), 50/60 Hz, ground connection	
Maximum power consumption	192 W (in case of 240 V)	
Dimensions	W 800 x D 725 x H 1,042 mm	W 848 x D 725 x H 1,042 mm
Weight <sup>*4</sup>	155 kg or less	159 kg or less

Note: High Capacity Stacker A2 with Transport Module is not available for Revoria Press E1100.

Note: Interface Decurler Module D1 is required.

Note: High Capacity Stacker A2 with Transport Module is an option for connecting a third party vendor finisher.

For a third party vendor finisher, please contact your local FUJIFILM Business Innovation representative.  
 \*1: 80 gsm paper. \*2: Tray capacity is not guaranteed larger than 330 x 488 mm sheet. \*3: Sheets longer than 488 mm can be used with weights from 64 to 216 gsm. \*4: Including a Stacker Cart.

# Revoria Press E1136 / E1125 / E1110 / E1100 Functions & Specifications

## Finisher D6 / Finisher D6 with Booklet Maker (Optional)

Item	Description	
	Finisher D6	Finisher D6 with Booklet Maker
Type	Output tray	Sort / Stack
	Finishing tray	Sort (Offset available) / Stack (Offset available)
	Booklet tray	- / Sort / Stack
Paper size*1	Output tray	100 x 148 mm to 330 x 660 mm*2
	Finishing tray	148 x 148 mm to 330 x 488 mm
Paper weight*1	Output tray	52 to 350 gsm*3
	Finishing tray	52 to 350 gsm
	Output tray	500 sheets (A4)
Tray capacity*4	Finishing tray	[Without stapling] A4: 3,000 sheets JIS B4 or larger: 1,500 sheets Mixed size stacking*5 : 350 sheets
		[With stapling] A4: 200 sets or 3,000 sheets JIS B4 or larger: 100 sets or 1,500 sheets
	Booklet tray	- / Max 20 sets (16 sheets/set or less)*6
Staple	Staple capacity	Max 100 sheets*7 (90 gsm or less)
	Paper size*8	Standard size: Max A3, 11 x 17", Min JIS B5, 8 x 10" Custom size: 182 x 182 mm to 297 x 432 mm
	Paper weight	52 to 300 gsm
	Staple position	Single stapling*9, Dual stapling
Punch*10	Number of holes	2-hole / 4-hole punch or 2-hole / 3-hole punch (US Specifications)
	Paper size*11	Standard size
		2-hole punch: Max A3, 11 x 17", Min JIS B5, 8 x 10"
		3-hole punch: Max A3, 11 x 17", Min JIS B5, 8 x 10"
4-hole punch: Max A3, 11 x 17", Min A4, Letter		
		Custom size
		2-hole punch: 203 x 182 mm to 297 x 432 mm
		3-hole punch: 254 x 182 mm to 297 x 432 mm
		4-hole punch: 267 x 182 mm to 297 x 432 mm
	Paper weight	52 to 220 gsm
Booklet finishing	Booklet finishing capacity*12	- / Saddle staple: Max 30 sheets (90 gsm or less) Single fold: Max 5 sheets (220 gsm or less)
	Paper size	- / Standard Size: Max 13 x 19", SRA3, A3, Min JIS B5, 7.25 x 10.5" Custom size: 182 x 257 mm to 330 x 488 mm
	Paper weight	- / 60 to 300 gsm
Power supply	Single-phase AC100-240 V +/- 10%, 3.0 A (100 V) / 1.5 A (240 V), 50/60 Hz, ground connection	
Maximum power consumption	360 W (in case of 240 V)	
Dimensions	W 855 x D 725 x H 1,204 mm	W 892 x D 725 x H 1,204 mm
Weight	87 kg or less	107 kg or less

Note: Inserter D1 or Interface Decurler Module D1 is necessary for connecting Finisher D6 or Finisher D6 with Booklet Maker without connecting High Capacity Stacker A2.  
\*1: Without stapling, punching or booklet finishing. \*2: Tray capacity is not guaranteed larger than 330 x 488 mm sheet. When the optional Banner Print Extension Kit Extra is installed, 50 sheets of up to 438 x 660 mm paper can be accommodated. \*3: Sheets longer than 488 mm can be used with weights from 64 to 216 gsm. \*4: 80 gsm paper. \*5: When larger size sheets are stacked on top of smaller size sheets. \*6: Booklet tray capacity is 16 sets (17-20 sheets/set), 12 sets (21-25 sheets/set) and 10 sets (26-30 sheets/set). \*7: Up to 65 sheets can be stapled for paper sizes exceeding A4 or letter. \*8: Staple positions available depends on the paper size. \*9: Single stapling with angle at rear position is available on A4 and A3 sheets only. \*10: Optional. \*11: The number of punch holes available depends on the paper size. \*12: The number of sheets that can be booklet finished varies depending on the paper weight. Booklet may not be tightly closed depending on the size or type of the paper.

## Interface Decurler Module D1 (Optional)

Item	Description
Power supply	Single-phase AC100-240 V +/- 10%, 2.5 A (100 V) / 1 A (240 V), 50/60 Hz, ground connection
Maximum power consumption	250 W (in case of 240 V)
Dimensions	W 340 x D 725 x H 992 mm
Weight	40 kg or less

Note: Interface Decurler Module D1 is necessary for connecting High Capacity Stacker A2 or High Capacity Stacker A2 with Transport Module.

Note: Interface Decurler Module D1 or Inserter D1 is necessary for connecting Finisher D6 or Finisher D6 with Booklet Maker to the printer.

## Smart Monitoring Gate D1 (Optional)

Item	Description
Power supply	Single-phase AC100-240 V +/- 10%, 2.4 A (100 V) / 1.2 A (240 V), 50/60 Hz, ground connection
Maximum power consumption	240 W (in case of 240 V)
Dimensions	W 605 x D 725 x H 992 mm
Weight	92 kg or less

Note: High Capacity Stacker A2, High Capacity Stacker A2 with Transport Module, Finisher D6 or Finisher D6 with Booklet Maker is required.

## Crease/Two-sided Trimmer D2 (Optional)

Item	Description	
Two-sided trim	Paper size	194 x 210 mm to 330 x 488 mm
	Paper weight	52 to 350 gsm
	Trim dimensions	One side 6 to 25 mm
Crease	Paper size	182 x 210 mm to 330 x 488 mm
	Paper weight*1	60 to 350 gsm
	Number of crease lines*2	1 to 5
Power supply	Single-phase AC100-240 V +/- 10%, 4.0 A (100 V) / 2.0 A (240 V), 50/60 Hz, ground connection	
Maximum power consumption	480 W (in case of 240 V)	
Dimensions	W 605 x D 725 x H 992 mm	
Weight	128 kg or less	

Note: Finisher D6 or Finisher D6 with Booklet Maker is required.  
\*1: When creasing with booklet finishing. In case of creasing a single sheet without folding, 157 gsm or more paper can be used. \*2: The continuous print speed will decrease significantly as the number of creasing lines increases.

## Folder Unit CD2 (Optional)

Item	Description	
Z Fold half sheet	Paper size	A3, 11 x 17", JIS B4
	Paper weight	60 to 90 gsm
	Paper size	A4, Letter
Trifold	Paper weight	60 to 90 gsm
	Tray capacity*	30 sheets
Power supply	Single-phase AC100-240 V +/- 10%, 1 A (100 V) / 0.5 A (240 V), 50/60 Hz, ground connection	
Maximum power consumption	120 W (in case of 240 V)	
Dimensions	W 232 x D 725 x H 992 mm	
Weight	55 kg or less	

Note: Folder Unit CD2 is an option for Finisher D6 and Finisher D6 with Booklet Maker.  
\*: 80 gsm paper.

## Square Back Fold Trimmer D1 (Optional)

Item	Description	
Paper size	Same as the paper size of the Finisher D6 Booklet Finishing.	
Paper weight	Same as the paper weight of the Finisher D6 Booklet Finishing.	
Booklet tray capacity*1	Max 20 sets (16 sheets/set or less)*2	
Face trim	Face trim capacity*3	Saddle staple: Max 30 sheets, Single fold: Max 5 sheets
	Face trim dimensions	2 to 20 mm
Square back fold capacity*3*4	Max 30 sheets	
Power supply	Single-phase AC100-240 V +/- 10%, 1.0 A (100 V) / 0.6 A (240 V), 50/60 Hz, ground connection	
Maximum power consumption	144 W (in case of 240 V)	
Dimensions	W 1,066 x D 725 x H 552 mm	
Weight	100 kg or less	

Note: Finisher D6 with Booklet Maker is required.  
\*1: Paper may not be accepted depending on paper type and other usage conditions. \*2: Booklet tray capacity is 16 sets (17-20 sheets/set), 12 sets (21-25 sheets/set) and 10 sets (26-30 sheets/set). \*3: The capacity can decrease depending on type and weight of paper being used and other conditions. \*4: Square back folding does not support single-folded sheets and less than 5 sheets of saddle-stapled paper.

- Performance is not guaranteed for all paper types. Please contact your local FUJIFILM Business Innovation representative for recommended paper.
- Functional spare parts will be available for at least 7 years after the product is no longer manufactured.

fujifilm.com/fb3g

# FUJIFILM

FUJIFILM Business Innovation Singapore Pte. Ltd.

20E Pasir Panjang Road #02-21A Mapletree Business City Singapore 117439  
Tel.+65-6766-8888

The available model varies depending on the country/region. Please ask the sales representatives for details.

The product specifications, appearance and other details in this brochure are subject to change without notice for improvements.

**Reproduction Prohibitions** Please note that reproduction of the following is prohibited by law : •Domestic and foreign currencies, government-issued securities, and national bonds and local bond certificates. •Unused postage stamps, post cards, etc. •Certificate stamps stipulated by law. •Reproducing works forming the subject matter of copyright (literary works, musical works, paintings, engravings, maps, cinematographic works, drawings, photographic works, etc.) is not permitted unless the reproduction is for the purpose of personal use, family use or other similar uses within a limited circle.

**Trademarks** •FUJIFILM and FUJIFILM logo are registered trademarks or trademarks of FUJIFILM Corporation. •Revoria, Revoria logo, Revoria Press and Revoria Flow are registered trademarks or trademarks of FUJIFILM Business Innovation Corp. •macOS and Bonjour are trademarks of Apple Inc., registered in the U.S. and other countries and regions. •Adobe, Adobe logo, PostScript and PostScript logo, Adobe PDF, Adobe PDF Print Engine are either registered trademarks or trademarks of Adobe in the United States and/or other countries. •Windows, Windows Server and Active Directory are registered trademarks of Microsoft Corporation. All product names and company names mentioned in this brochure are trademarks or registered trademarks of their respective companies.

**For Your Safety**  
Before using the product, read the Instruction Manual carefully for proper use. Use the product with the power source and voltage specified. Be sure to establish ground connection. Otherwise, electronic shock may result in the case of a failure or short circuit.

The information is as of April, 2026. PIC-0183 SG (2107-R7)